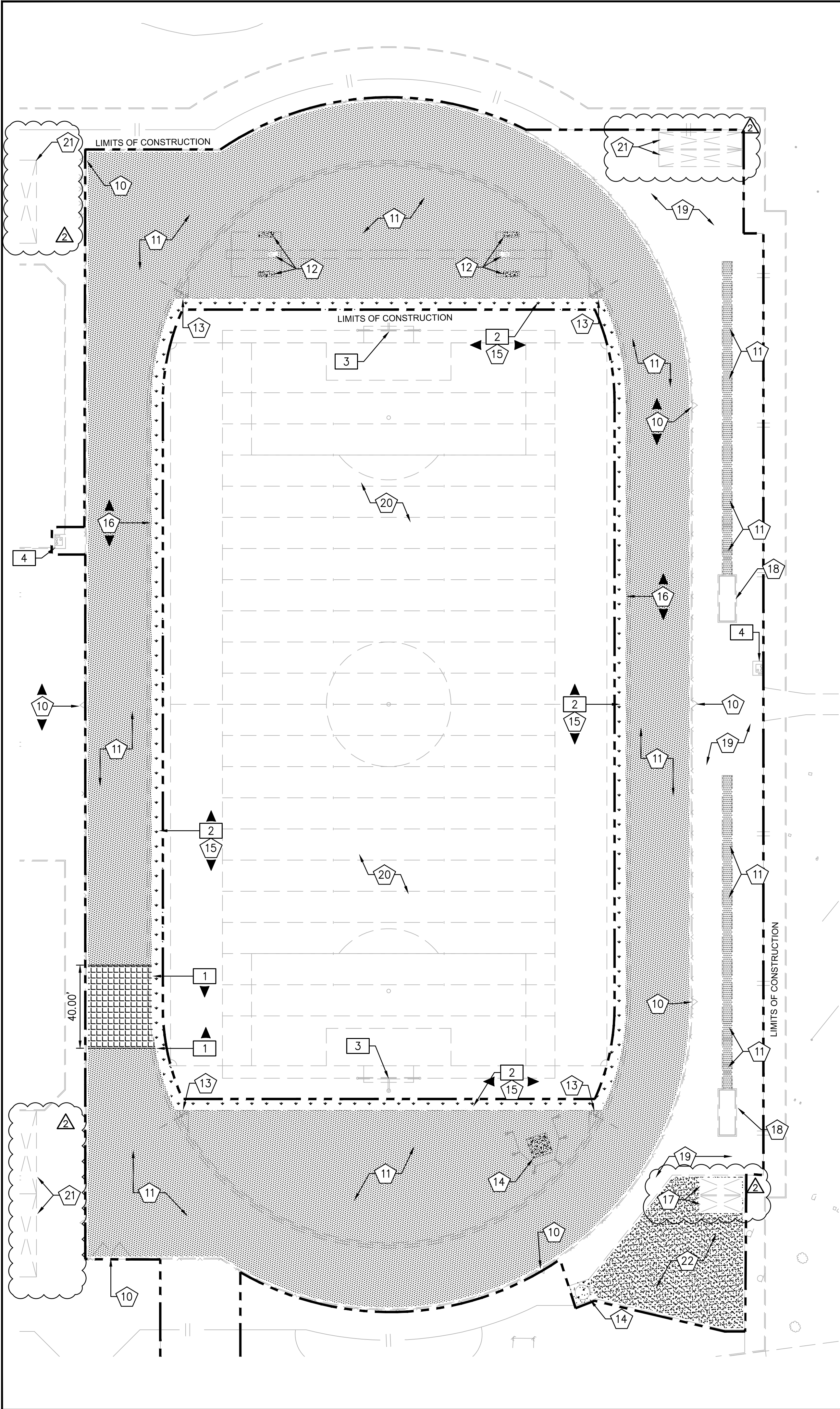


This plan document set is the sole property of Lloyd Consulting Group, LLC. No alterations to these plans, other than adding "as-built" information, are allowed by anyone other than authorized Lloyd Consulting Group, LLC employees.



### PROTECT IN PLACE NOTES

- 10 PROTECT IN PLACE EXISTING CONCRETE CURB, PERIMETER FENCE, AND GATES.
- 11 PROTECT IN PLACE EXISTING TRACK SURFACE AND ASPHALT BASE. CONTRACTOR TO CLEAN SURFACE OFF ALL DEBRIS. THE CONTRACTOR MUST THOROUGHLY INSPECT ENTIRE SURFACE AND REPAIR HOLES, CHIPS, CRACKS, BUMPS AND DIPS. REPAIR METHODS ARE TO BE SUBMITTED AND APPROVED BY ENGINEER PRIOR TO IMPLEMENTATION. CONTRACTOR MUST NOTIFY ENGINEER OF ANY DEFECTS WHICH MAY AFFECT THE LONG TERM STABILITY AND DURABILITY OF PAVEMENT AND TRACK SURFACING.
- 12 PROTECT IN PLACE EXISTING POLE VAULT PIT AND CONCRETE SLABS.
- 13 PROTECT IN PLACE EXISTING LANE GATES.
- 14 PROTECT IN PLACE EXISTING CONCRETE DISCUS/SHOT PUT THROWING PAD AND DISCUS CAGE AND NETTING SYSTEM.
- 15 PROTECT IN PLACE EXISTING IRRIGATION, DRAINAGE PIPES AND DRAIN INLETS. CONTRACTOR MUST VERIFY EXISTING IRRIGATION AND/OR DRAINAGE LOCATIONS AND MAINTAIN FLOW AND AUTOMATED CONTROL SERVICE TO ANY ADJACENT LANDSCAPE OR DRAINAGE AREAS DURING AND AFTER CONSTRUCTION.
- 16 PROTECT IN PLACE EXISTING SLOT DRAIN AND SLOT DRAIN LIDS. CLEAN AND FLUSH DRAINS PER SPECIFICATIONS.
- 17 RELOCATE EXISTING STORAGE CONTAINERS TO SOUTH SIDE OF TRACK. REFER TO SHEET TF-04 FOR FINAL LOCATION.
- 18 PROTECT IN PLACE EXISTING LONG/TRIPLE JUMP SAND PITS.
- 19 PROTECT IN PLACE EXISTING CONCRETE.
- 20 PROTECT IN PLACE EXISTING NATURAL GRASS FIELD.
- 21 PROTECT IN PLACE EXISTING STORAGE CONTAINERS.
- 21 PROTECT IN PLACE EXISTING SHOT PUT AREA. REMOVE ALL WEEDS, ORGANIC MATERIAL, AND DEBRIS FROM EXISTING SHOT PUT AREA.

### DEMOLITION NOTES

- 1 SAW CUT, REMOVE AND DISPOSE OF EXISTING ASPHALT AND BASE IN THIS LOCATION.
- 2 STRIP, REMOVE AND DISPOSE OF EXISTING TURF 5' FROM EDGE ALONG PERIMETER OF FIELD.
- 3 DEMOLISH AND REMOVE EXISTING GOAL POSTS.
- 4 REMOVE AND REPLACE EXISTING DRINKING FOUNTAINS.

### LEGEND

- EXISTING TRACK SURFACE TO BE PROTECTED
- EXISTING NATURAL GRASS TO BE REMOVED ALONG TURF EDGE
- EXISTING CONCRETE TO BE PROTECTED
- EXISTING DECOMPOSED GRANITE
- EXISTING ASPHALT AND BASE TO BE SAW CUT AND REMOVED
- LIMITS OF CONSTRUCTION
- KEYNOTE CALLOUT SYMBOL

### GENERAL NOTES

- CONTRACTOR MUST REMOVE AND DISPOSE OF ALL WEEDS, LOOSE MATERIALS, AND THOROUGHLY CLEAN THE TRACK/RUNWAY, DG AREAS TO RECEIVE THE NEW SURFACE.
- AT THE CONCLUSION OF THE REPAIRS AND PREPARATION NO EXPOSED CONCRETE SURFACES SHALL BE VISIBLE ALONG THE PERIMETER AND OR EDGES OF ANY AREAS INTENDED FOR A SYNTHETIC TRACK AND FIELD RUNNING OR JUMPING SURFACE.
- EXISTING STORM DRAIN FACILITIES WITHIN THE LIMITS OF CONSTRUCTION MUST BE PROTECTED FROM CONSTRUCTION DEBRIS INTRUSION AND MUST BE FLUSHED OUT AND CLEANED BY THE CONTRACTOR.
- THE CONTRACTOR SHALL PROVIDE AND INSTALL EROSION CONTROL ITEMS SUCH AS SILT FENCING, HAY BALES, STABILIZED CONSTRUCTION ENTRANCES, AND INLET SEDIMENT TRAPS AS REQUIRED BY LOCAL CODE. THE CONTRACTOR IS RESPONSIBLE TO PROVIDE ANY EROSION CONTROL PLANS REQUIRED BY GOVERNMENT AGENCIES, AND OBTAIN ANY REQUIRED PERMITS.
- CONTRACTOR IS RESPONSIBLE FOR MAINTAINING IRRIGATION SERVICE TO EXISTING LANDSCAPE MATERIAL TO REMAIN AND TO ADJACENT FIELDS BOTH DURING AND AFTER CONSTRUCTION.
- THE CONTRACTOR MUST CONTACT LOCAL UTILITY LOCATION SERVICES PRIOR TO CONSTRUCTION.
- THE CONTRACTOR MUST PROTECT IN PLACE ALL EXISTING UTILITIES. THE CONTRACTOR IS RESPONSIBLE FOR REPAIR OR REPLACEMENT OF UTILITIES DAMAGED DURING CONSTRUCTION.
- THE CONTRACTOR IS RESPONSIBLE FOR RENOVATING ALL INFIELD BOXES PER PLAN NOTES AND DETAILS.



REV.

ADDENDA 1 8/31/2018  
ADDENDA 2 9/13/2018

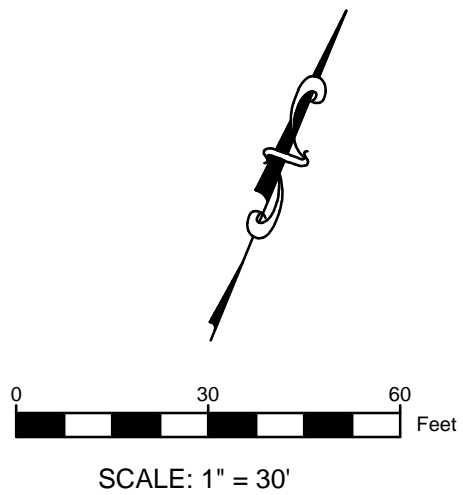
PIEDMONT HILLS HIGH SCHOOL  
TRACK & FIELD RESURFACING  
1377 Piedmont Road  
San Jose, CA

SCALE: 1"=30'  
DESIGNED: BTL  
DATE: 8/31/2018  
DRAWN: BTL  
PROJ. 18-120  
APPROVED:

DEMOLITION PLAN

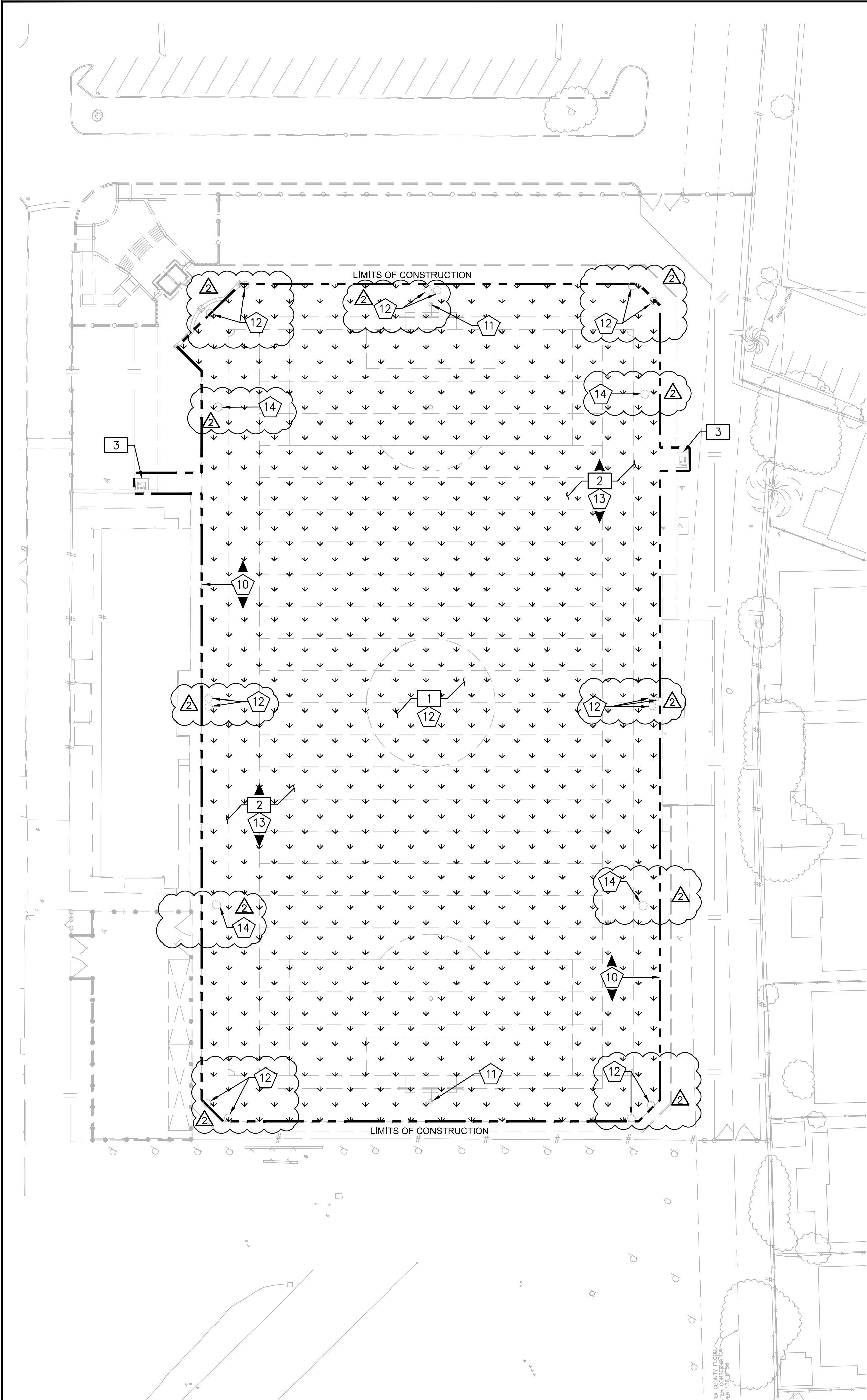
DWG. NO.

TF-02





This plan document set is the sole property of Lloyd Consulting Group, LLC. No alterations to these plans, other than adding "as-built" information, are allowed by anyone other than authorized Lloyd Consulting Group, LLC employees.



### PROTECT IN PLACE NOTES

- 10 PROTECT IN PLACE EXISTING CONCRETE CURB, PERIMETER FENCE, AND GATES.
- 11 PROTECT IN PLACE EXISTING FOOTBALL GOAL POSTS.
- 12 PROTECT IN PLACE EXISTING IRRIGATION, DRAINAGE PIPES AND DRAIN INLETS. CONTRACTOR MUST VERIFY EXISTING IRRIGATION AND/OR DRAINAGE LOCATIONS AND MAINTAIN FLOW AND AUTOMATED CONTROL SERVICE TO ANY ADJACENT LANDSCAPE OR DRAINAGE AREAS DURING AND AFTER CONSTRUCTION.
- 13 VERIFY LOCATIONS AND PROTECT IN PLACE ALL EXISTING IRRIGATION AND/OR COMMUNICATION BOXES TO ACCOMMODATE RESURFACING.
- 14 PROTECT IN PLACE EXISTING STORM DRAINS.

### DEMOLITION NOTES

- 1 REMOVE AND DISPOSE OF EXISTING SYNTHETIC TURF AND INFILL. DISPOSE OF TURF AND INFILL PER LOCAL CODES AND REQUIREMENTS.
- 2 REMOVE AND DISPOSE OF EXISTING SYNTHETIC TURF FROM ALL IRRIGATION AND COMMUNICATION BOXES. CONTRACTOR TO CONFIRM LOCATION OF BOXES – ACTUAL BOX LOCATIONS NOT SHOWN. CONTRACTOR MUST LOCATE ALL BOXES IN FIELD.
- 3 REMOVE AND REPLACE EXISTING DRINKING FOUNTAINS.

### LEGEND

- EXISTING SYNTHETIC TURF PLAYING FIELD TO BE REMOVED
- LIMITS OF CONSTRUCTION
- KEYNOTE CALLOUT SYMBOL

### GENERAL NOTES

- 1. CONTRACTOR MUST REMOVE AND DISPOSE OF ALL WEEDS, LOOSE MATERIALS, AND THOROUGHLY CLEAN ALL AREAS TO RECEIVE THE NEW SYNTHETIC SURFACE.
- 2. AT THE CONCLUSION OF THE REPAIRS AND PREPARATION NO EXPOSED CONCRETE SURFACES SHALL BE VISIBLE ALONG THE PERIMETER AND OR EDGES OF ANY AREAS INTENDED FOR A SYNTHETIC TRACK AND FIELD RUNNING OR JUMPING SURFACE.
- 3. EXISTING STORM DRAIN FACILITIES WITHIN THE LIMITS OF CONSTRUCTION MUST BE PROTECTED FROM CONSTRUCTION DEBRIS INTRUSION AND MUST BE FLUSHED OUT AND CLEANED BY THE CONTRACTOR.
- 4. THE CONTRACTOR SHALL PROVIDE AND INSTALL EROSION CONTROL ITEMS SUCH AS SILT FENCING, HAY BALES, STABILIZED CONSTRUCTION ENTRANCES, AND INLET SEDIMENT TRAPS AS REQUIRED BY LOCAL CODE. THE CONTRACTOR IS RESPONSIBLE TO PROVIDE ANY EROSION CONTROL PLANS REQUIRED BY GOVERNMENT AGENCIES, AND OBTAIN ANY REQUIRED PERMITS.
- 5. CONTRACTOR IS RESPONSIBLE FOR MAINTAINING IRRIGATION SERVICE TO EXISTING LANDSCAPE MATERIAL TO REMAIN AND TO ADJACENT FIELDS BOTH DURING AND AFTER CONSTRUCTION.
- 6. THE CONTRACTOR MUST CONTACT LOCAL UTILITY LOCATION SERVICES PRIOR TO CONSTRUCTION.
- 7. THE CONTRACTOR MUST PROTECT IN PLACE ALL EXISTING UTILITIES. THE CONTRACTOR IS RESPONSIBLE FOR REPAIR OR REPLACEMENT OF UTILITIES DAMAGED DURING CONSTRUCTION.
- 8. THE CONTRACTOR IS RESPONSIBLE FOR RENOVATING ALL INFIELD BOXES PER PLAN NOTES AND DETAILS.



REV.		
1	ADDENDA 1	8/31/2018
2	ADDENDA 2	9/13/2018

PIEDMONT HILLS HIGH SCHOOL  
TRACK & FIELD RESURFACING  
1377 Piedmont Road  
San Jose, CA

SCALE:	1"=30'
DESIGNED:	BTL
DATE:	8/31/2018
DRAWN:	BTL
PROJ.	18-120
APPROVED:	

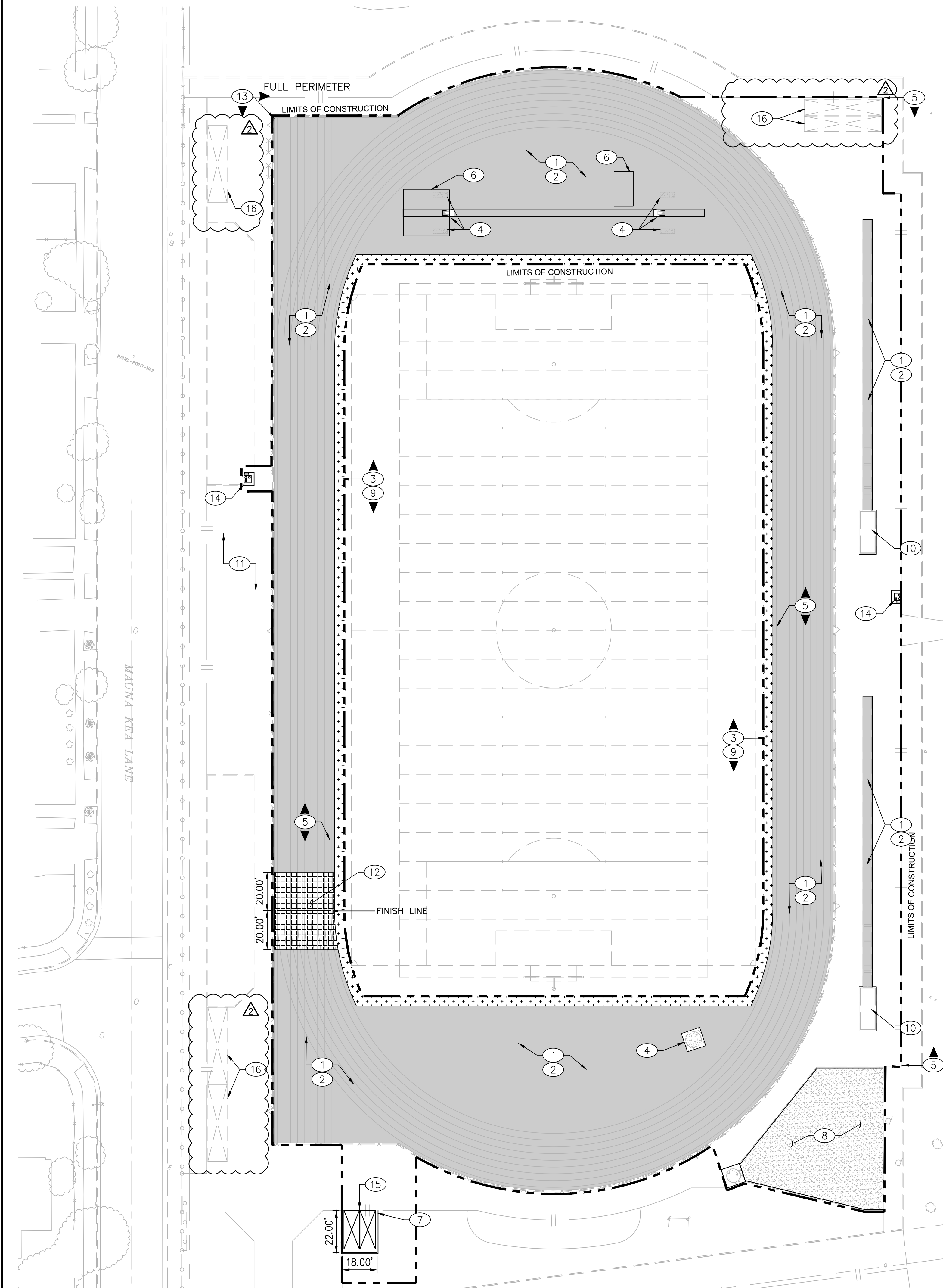
### DEMOLITION PLAN

DWG. NO.


TF-03










This plan document set is the sole property of Lloyd Consulting Group, LLC. No alterations to these plans, other than adding "as-built" information, are allowed by anyone other than authorized Lloyd Consulting Group, LLC personnel.



SURFACING NOTES:


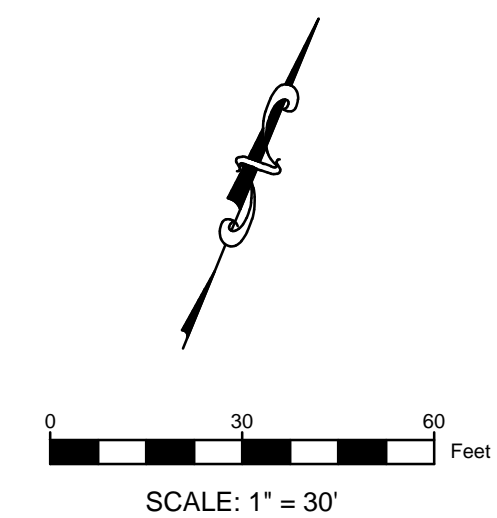
1. INSTALL SYNTHETIC TRACK OVERLAY ON EXISTING RUNNING TRACK, D-ZONES, LONG/TRIPLE JUMP RUNWAYS & LANDING PIT COVERS PER DETAIL 02 ON SHEET TF-07.
2. STRIPE TRACK AND RUNWAYS PER NFHS REQUIREMENTS AND PER SPECIFICATIONS. SEE DETAIL 04 AND 05 ON SHEET TF-07.
3. INSTALL NATURAL GRASS 5' FROM EDGE ALONG PERIMETER OF FIELD. ADJUST TURF TO MATCH GRADE, PER DETAIL 05 ON SHEET TF-08
4. EXISTING CONCRETE DISCUS RING AND POLE VAULT CONCRETE SLABS ARE PROTECTED IN PLACE - INSTALL SYNTHETIC SURFACE TO LIMITS OF DISCUS PAD AND POLE VAULT SLABS.
5. ALL SLOT DRAIN INLET OPENINGS TO REMAIN OPEN AND FREE OF SURFACING. CLEAN AND FLUSH DRAINS PER SPECIFICATIONS. 
6. CLEAN, PRIME AND PAINT EXISTING HIGH JUMP AND POLE VAULT PIT COVERS. COLOR PER DISTRICT DIRECTION.
7. INSTALL 4" OF COMPACTED BASE ROCK FLUSH WITH EXISTING ASPHALT & INSTALL 2X6 PRESSURE TREATED WOOD HEADED AT BASE ROCK RESTRAINT, PER DETAIL 04 ON SHEET TF-08.
8. APPLY 1/2" OF MATCHING DECOMPOSED GRANITE AND STABILIZER AND RE-COMPACT TO FINISHED GRADE, PER DETAIL 02 ON SHEET TF-08.
9. ADJUST COMMUNICATION/ELECTRIC AND IRRIGATION BOXES AS NEEDED TO SIT FLUSH WITH SURFACE, PER DETAIL 07 ON SHEET TF-07.
10. CLEAN ALL SAND FROM PAVED AREAS. REFRESH SAND PITS TO BE LEVEL WITH CURBS.
11. CONTRACTOR TO PRESSURE WASH AND CLEAN ALL BLEACHERS AT THE END OF CONSTRUCTION.
12. INSTALL NEW ASPHALT SECTION PER DETAIL 03 ON SHEET TF-08.
13. REPAIR AS NEEDED EXISTING FENCE RAILS & PAINT POSTS, RAILS & GATES. INSTALL NEW VINYL CLAD FABRIC ON FENCE AND GATES. REPAIR GATES & HARDWARE AS NEEDED. (COLOR BLACK)
14. INSTALL ELKAY HIGH/LOW ACCESSIBLE DRINKING FOUNTAIN WITH BOTTLE FILLER AT EXISTING DRINKING FOUNTAIN LOCATIONS PER DETAIL 01 ON SHEET TF-08.
15. RELOCATE EXISTING STORAGE CONTAINERS TO COMPACTED BASE PAD.
16. CLEAN, PRIME, AND PAINT EXISTING STORAGE CONTAINERS, INCLUDING SECURITY BARS. CONTRACTOR TO PUSH CONTAINERS TIGHT WHERE NECESSARY AND PAINT ALL EXPOSED SIDES INCLUDING ROOFS.

SURFACING LEGEND:

- 
-  NATURAL GRASS SOD  
 RUBBERIZED SURFACE OVER EXISTING TRACK  
 EXISTING CONCRETE SURFACE  
 DECOMPOSED GRANITE MATERIAL  
 NEW ASPHALT SECTION WITH RUBBERIZED SURFACE  
 LIMITS OF CONSTRUCTION  
 KEYNOTE CALLOUT SYMBOL

GENERAL NOTES:

1. ALL COMPETITION REQUIRED STRIPES AND MARKINGS MUST BE INLAID AND MUST MEET THE LATEST REQUIREMENTS OF NFHS FOOTBALL, SOCCER AND FIELD HOCKEY RULES. FOOTBALL MARKINGS TO BE WHITE, SOCCER MARKINGS TO BE YELLOW AND FIELD HOCKEY TO BE DARK FIELD GREEN.
2. GENERAL CONTRACTOR IS RESPONSIBLE FOR PREPARATION OF THE BASE IN THE TURF AREAS AND FOR COORDINATION WITH THE TURF INSTALLER'S WORK. TURF INSTALLER MUST SUBMIT COMPLETE SHOP DRAWINGS AND COLOR SAMPLES FOR REVIEW AND APPROVAL PRIOR TO INSTALLATION OF SYNTHETIC TURF. SUBMITTALS FOR SHOP DRAWINGS AND COLOR SAMPLES MUST BE IN ACCORDANCE WITH THE SPECIFICATIONS.
3. THE OWNER MUST REVIEW AND APPROVE THE FONTS USED FOR YARD LINE NUMBERING, ENDZONE LETTERING, MIDFIELD LOGO, AND TRACK MARKINGS PRIOR TO INSTALLATION OF THE SYNTHETIC TURF OR STRIPING OF THE TRACK.
4. ALL SYNTHETIC SURFACE TRACK MARKINGS MUST BE CALIBRATED, CERTIFIED, AND CONFORM TO THE LATEST REQUIREMENTS OF NFHS.
5. THE EXISTING DRAINAGE SYSTEM MUST BE MAINTAINED OR REPAIRED WHEREVER DAMAGE IS DISCOVERED. ALL DRAINAGE SYSTEMS WITHIN LIMIT OF WORK SHALL BE CLEANED AND FLUSHED BY CONTRACTOR PER SPECIFICATIONS.
6. SUPPLY 2 BAGGED YARDS OF JUMP PIT SAND FOR ATTIC STOCK.



REV.		
1	ADDENDA 1	8/31/2018
2	ADDENDA 2	9/13/2018

PIEDMONT HILLS HIGH SCHOOL  
TRACK & FIELD RESURFACING  
1377 Piedmont Road  
San Jose, CA

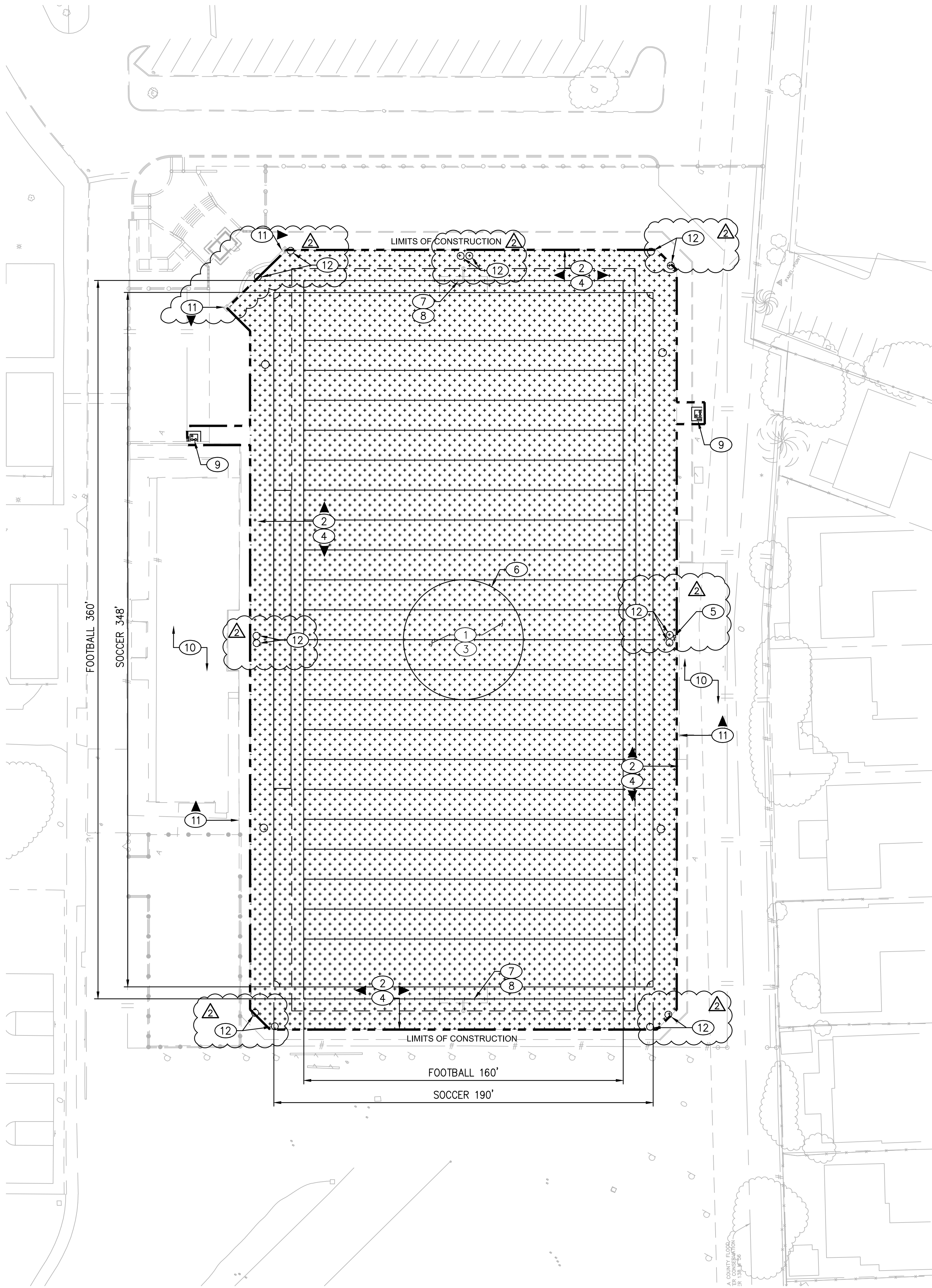
SCALE:	1"=30'
DESIGNED:	BTL
DATE:	8/31/2018
DRAWN:	ZTP
PROJ.	18-120
APPROVED:	

## SURFACING PLAN

DWG. NO.  
**TF-04**



This plan document set is the sole property of Lloyd Consulting Group, LLC. No alterations to these plans, other than adding "as-built" information, are allowed by anyone other than authorized Lloyd Consulting Group, LLC employees.



**SURFACING NOTES:**

1. PRIOR TO NEW SHOCK PAD/DRAIN LAYER INSTALLATION THE CONTRACTOR MUST CORRECT ANY RIDGES OR DEPRESSIONS IN PLAYING FIELD BASE THAT DO NOT MEET GRADING TOLERANCES PER THE SPECIFICATIONS.
2. ADJUST PLAYING FIELD BASE ELEVATIONS AT FIELD PERIMETER AND ADJUST NAILER BOARD ELEVATIONS TO MAINTAIN SMOOTH/FLUSH TRANSITION BETWEEN TURF AND TRACK SURFACES WITH NO GRADING GAP OR LIP. CONTRACTOR MUST REPLACE DAMAGED NAILER BOARDS. SEE DETAIL 06 ON SHEET TF-07.
3. INSTALL SYNTHETIC TURF SYSTEM WITH SHOCK PAD, DRAIN LAYER AND GEOTEXTILE FABRIC PER DETAIL 01 ON SHEET TF-07.
4. ATTACH SYNTHETIC TURF TO NAILER BOARD PER DETAIL 03 ON SHEET TF-07.
5. ADJUST EXISTING COMMUNICATION/ELECTRIC AND IRRIGATION BOXES TO UNDERSIDE OF SYNTHETIC SURFACING, PER DETAIL 08 ON SHEET TF-07.
6. REFER TO SHEET TF-06 FOR FOOTBALL AND SOCCER FIELD STRIPING LAYOUT.
7. INSTALL SOCCER GOALS WITH ANCHOR WEIGHTS PER SPECIFICATIONS.
8. CLEAN AND POWDER COAT GOAL POSTS NEON YELLOW AND REPLACE WIND FLAGS AT TOP OF POSTS PER SPECIFICATIONS.
9. INSTALL ELKAY HIGH/LOW ACCESSIBLE DRINKING FOUNTAIN WITH BOTTLE FILLER AT EXISTING DRINKING FOUNTAIN LOCATIONS PER DETAIL 01 ON SHEET TF-08.
10. CONTRACTOR TO PRESSURE WASH AND CLEAN ALL BLEACHERS AT THE END OF CONSTRUCTION.
11. REPAIR EXISTING FENCE RAILS AS NEEDED. CLEAN, PRIME AND PAINT POSTS, RAILS & GATES. INSTALL NEW VINYL CLAD FABRIC ON FENCE AND GATES. REPAIR GATES & HARDWARE AS NEEDED. (COLOR BLACK)
12. ADJUST STORM DRAIN AND CLEANOUT RIM TO SIT FLUSH WITH UNDERSIDE OF SYNTHETIC SURFACING PER DETAIL 08 ON SHEET TF-07.

**LEGEND**

- SYNTHETIC TURF PLAYING FIELD
- LIMITS OF CONSTRUCTION
- KEYNOTE CALLOUT SYMBOL

**GENERAL NOTES:**

1. ALL COMPETITION REQUIRED STRIPES AND MARKINGS MUST BE INLAID AND MUST MEET THE LATEST REQUIREMENTS OF NFHS FOOTBALL, SOCCER AND FIELD HOCKEY RULES. FOOTBALL MARKINGS TO BE WHITE, SOCCER MARKINGS TO BE YELLOW AND FIELD HOCKEY TO BE DARK FIELD GREEN.
2. GENERAL CONTRACTOR IS RESPONSIBLE FOR PREPARATION OF THE BASE IN THE TURF AREAS AND FOR COORDINATION WITH THE TURF INSTALLER'S WORK. TURF INSTALLER MUST SUBMIT COMPLETE SHOP DRAWINGS AND COLOR SAMPLES FOR REVIEW AND APPROVAL PRIOR TO INSTALLATION OF SYNTHETIC TURF. SUBMITTALS FOR SHOP DRAWINGS AND COLOR SAMPLES MUST BE IN ACCORDANCE WITH THE SPECIFICATIONS.
3. THE OWNER MUST REVIEW AND APPROVE THE FONTS USED FOR YARD LINE NUMBERING, ENDZONE LETTERING, AND TRACK MARKINGS PRIOR TO INSTALLATION OF THE SYNTHETIC TURF OR STRIPING OF THE TRACK.
4. ALL SYNTHETIC SURFACE TRACK MARKINGS MUST BE CALIBRATED, CERTIFIED, AND CONFORM TO THE LATEST REQUIREMENTS OF NFHS.
5. THE EXISTING DRAINAGE SYSTEM MUST BE MAINTAINED OR REPAIRED WHEREVER DAMAGE IS DISCOVERED. ALL DRAINAGE SYSTEMS WITHIN LIMIT OF WORK SHALL BE CLEANED AND FLUSHED BY CONTRACTOR PER SPECIFICATIONS.



REV.		
1	ADDENDA 1	8/31/2018
2	ADDENDA 2	9/13/2018

**PIEDMONT HILLS HIGH SCHOOL  
TRACK & FIELD RESURFACING**  
1377 Piedmont Road  
San Jose, CA

SCALE:	1"=30'
DESIGNED:	BTL
DATE:	8/31/2018
DRAWN:	ZTP
PROJ.	18-120
APPROVED:	

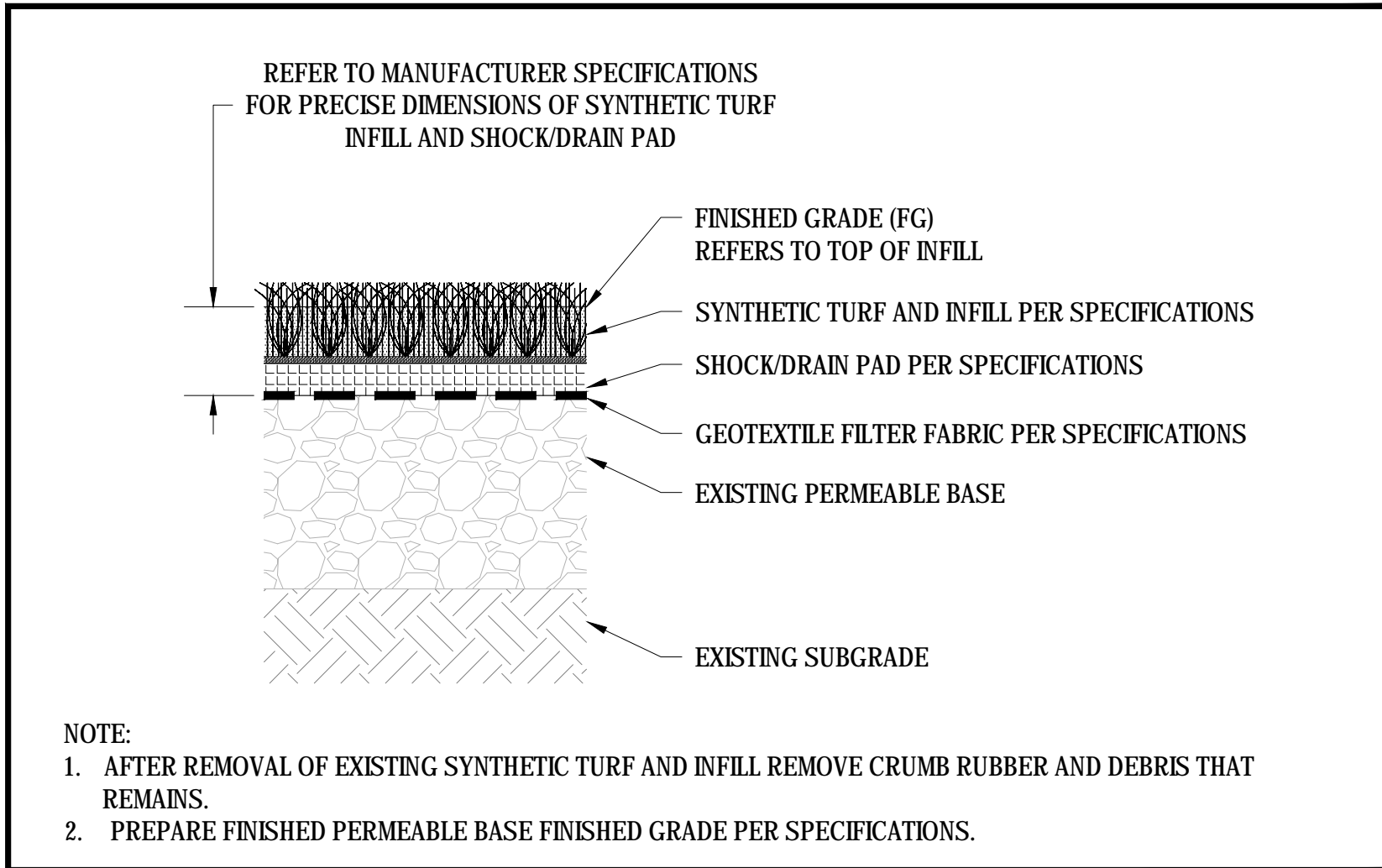
**SURFACING PLAN**

DWG. NO.

**TF-05**

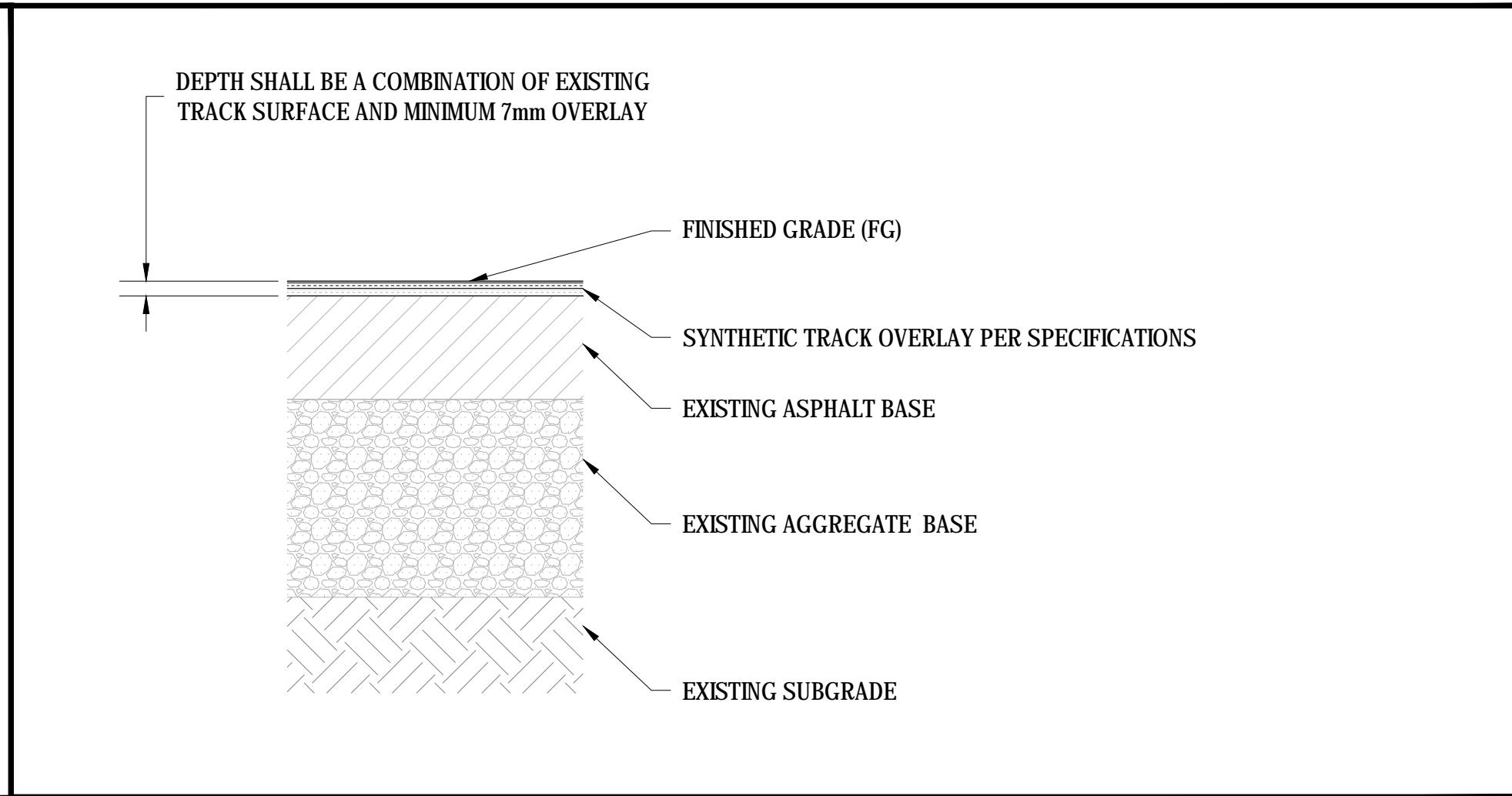


This plan document set is the sole property of Lloyd Consulting Group, LLC. No alterations to these plans, other than adding "as-built" information, are allowed by anyone other than authorized Lloyd Consulting Group, LLC employees.



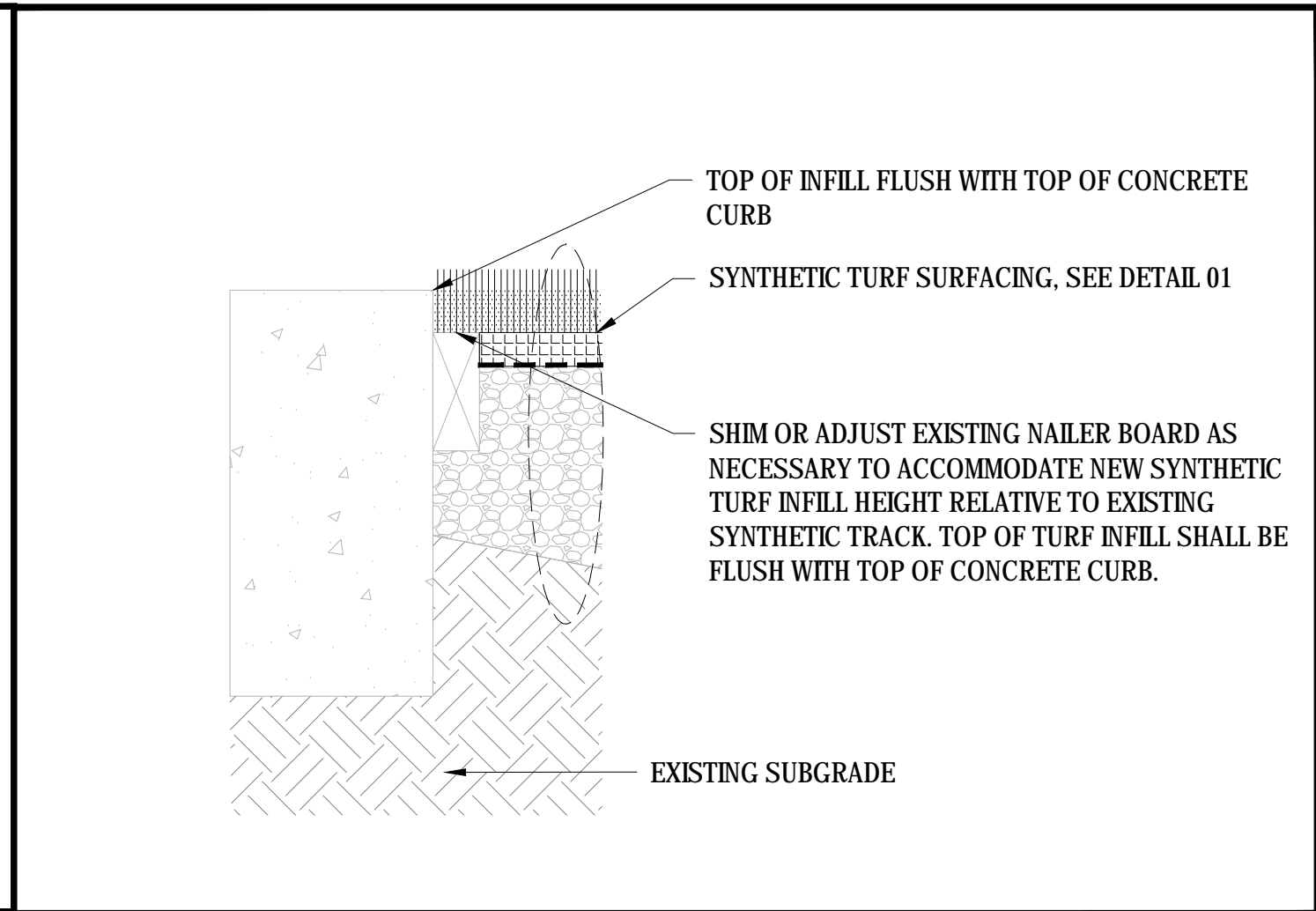
01 SYNTHETIC TURF SURFACING

SCALE: NTS



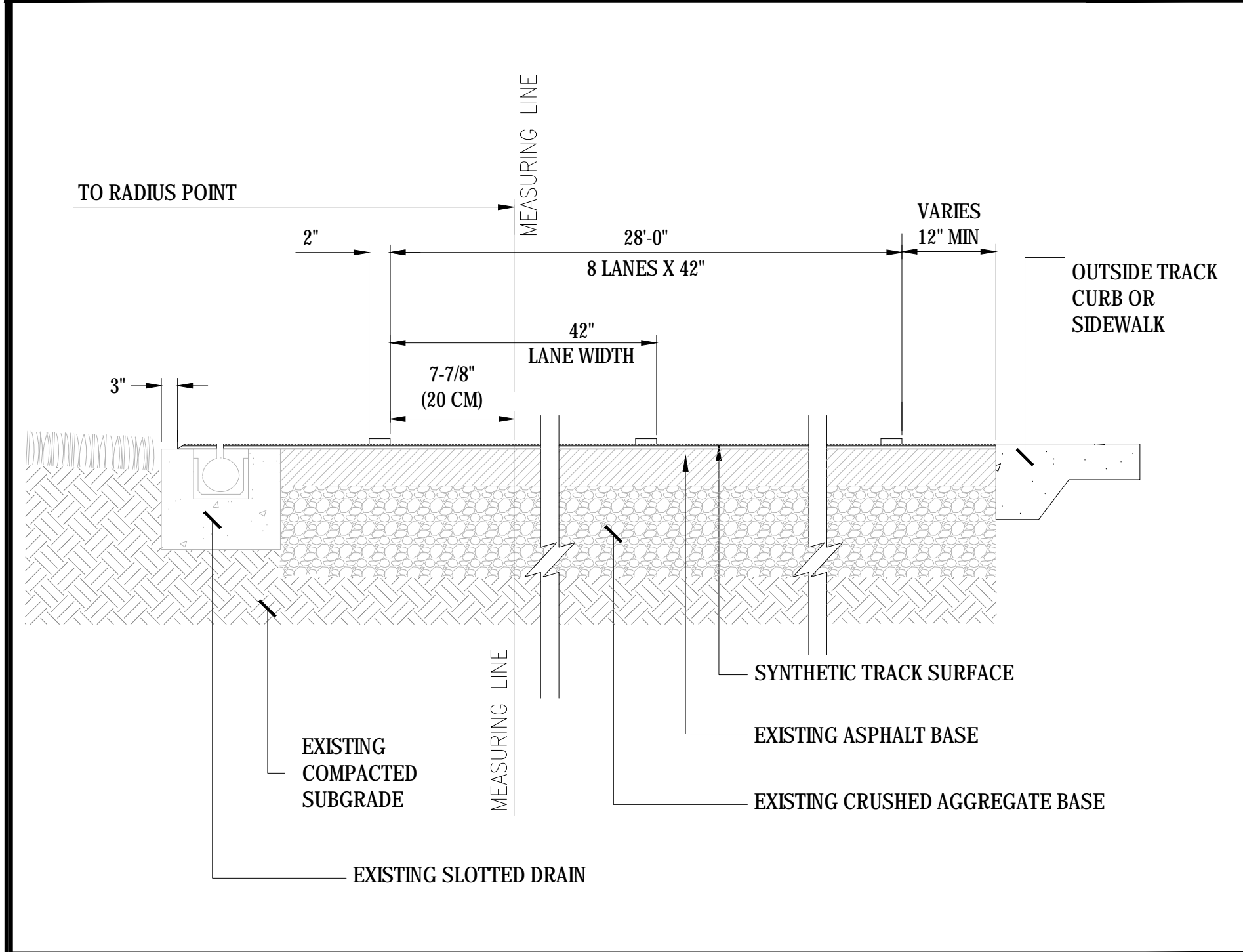
02 SYNTHETIC TRACK SURFACING

SCALE: NTS



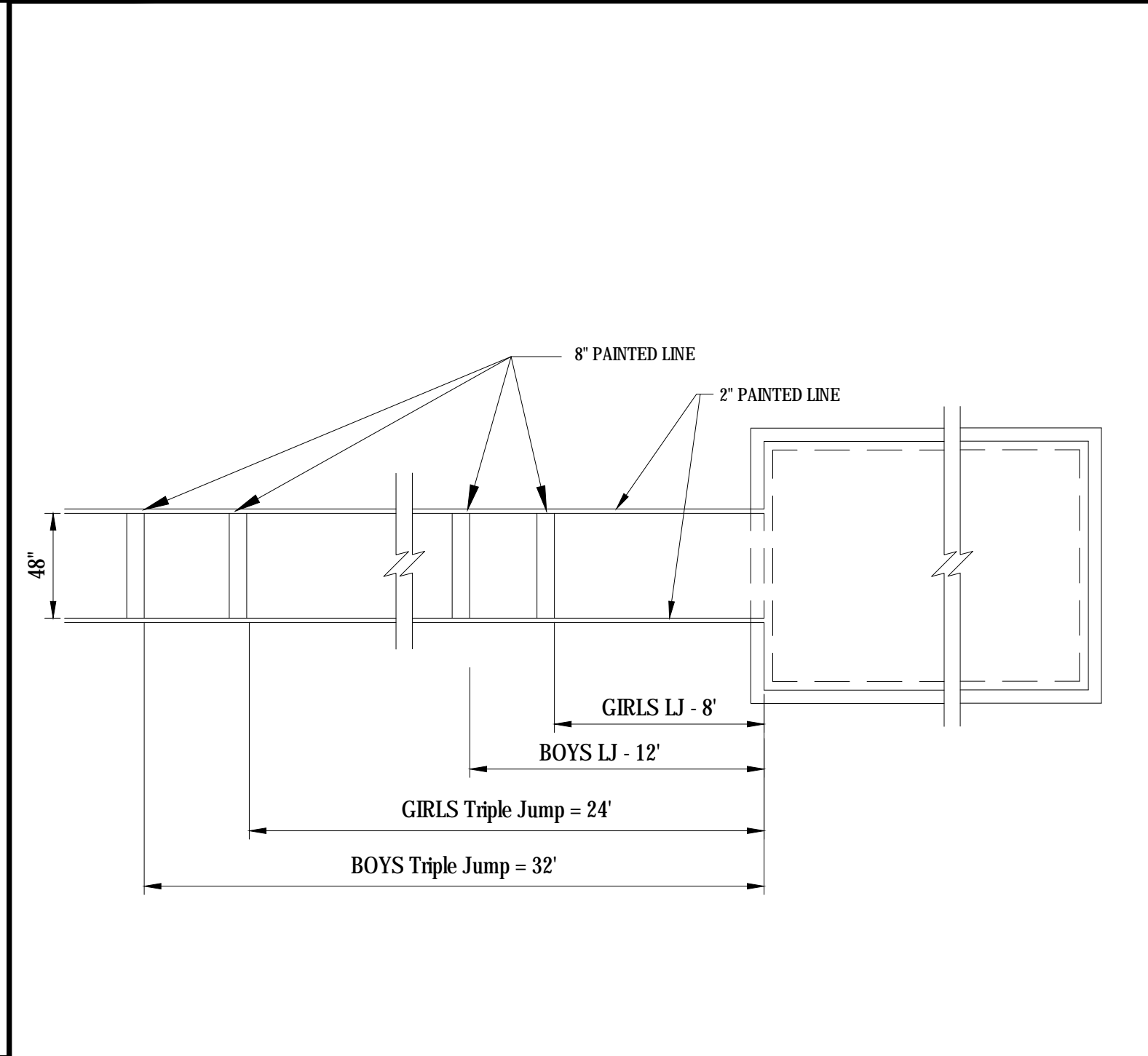
03 SYNTHETIC SURFACING & NAILER AT CURB EDGE

SCALE: NTS



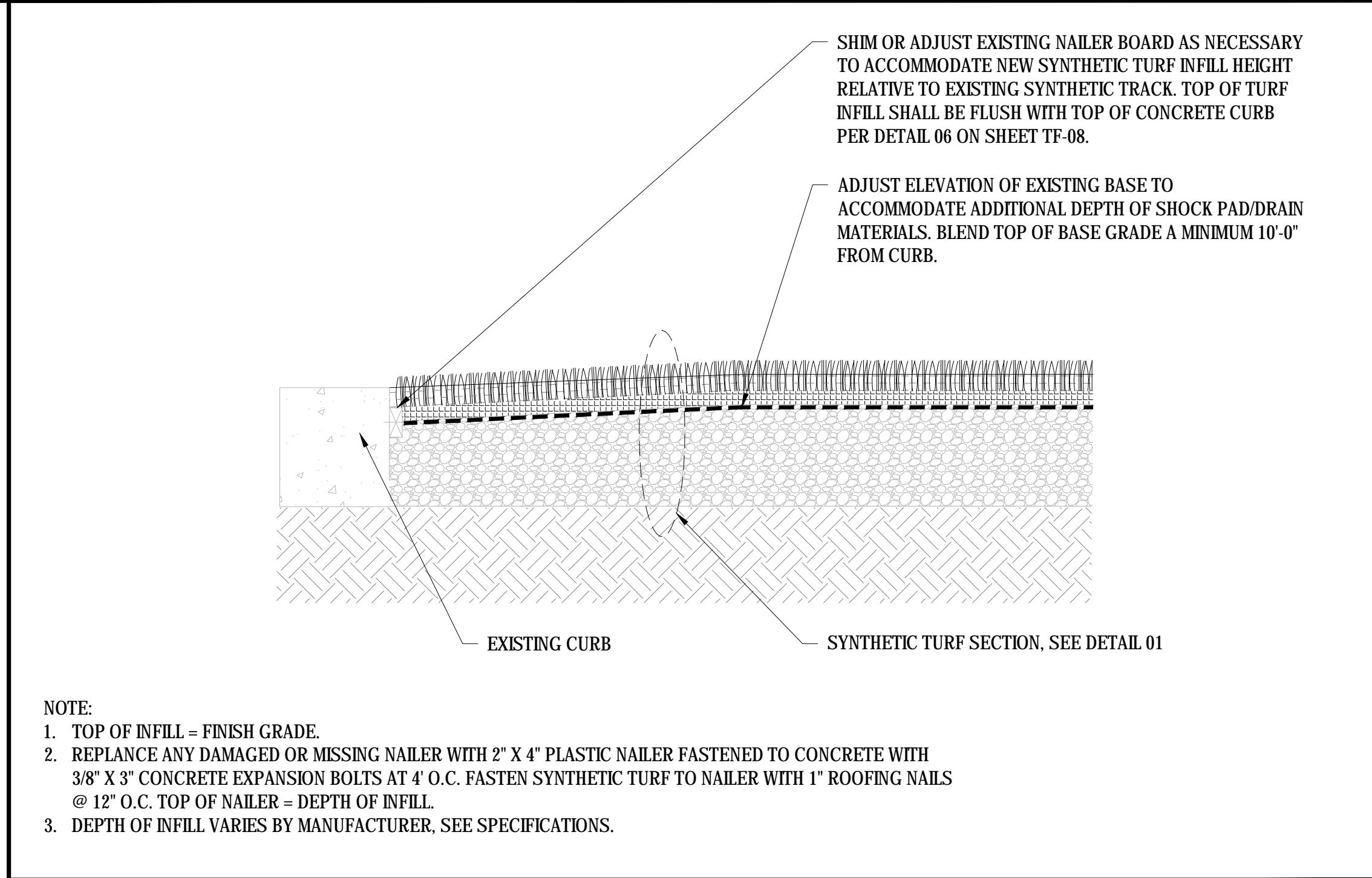
04 RUNNING TRACK LANE DIMENSIONS

SCALE: NTS



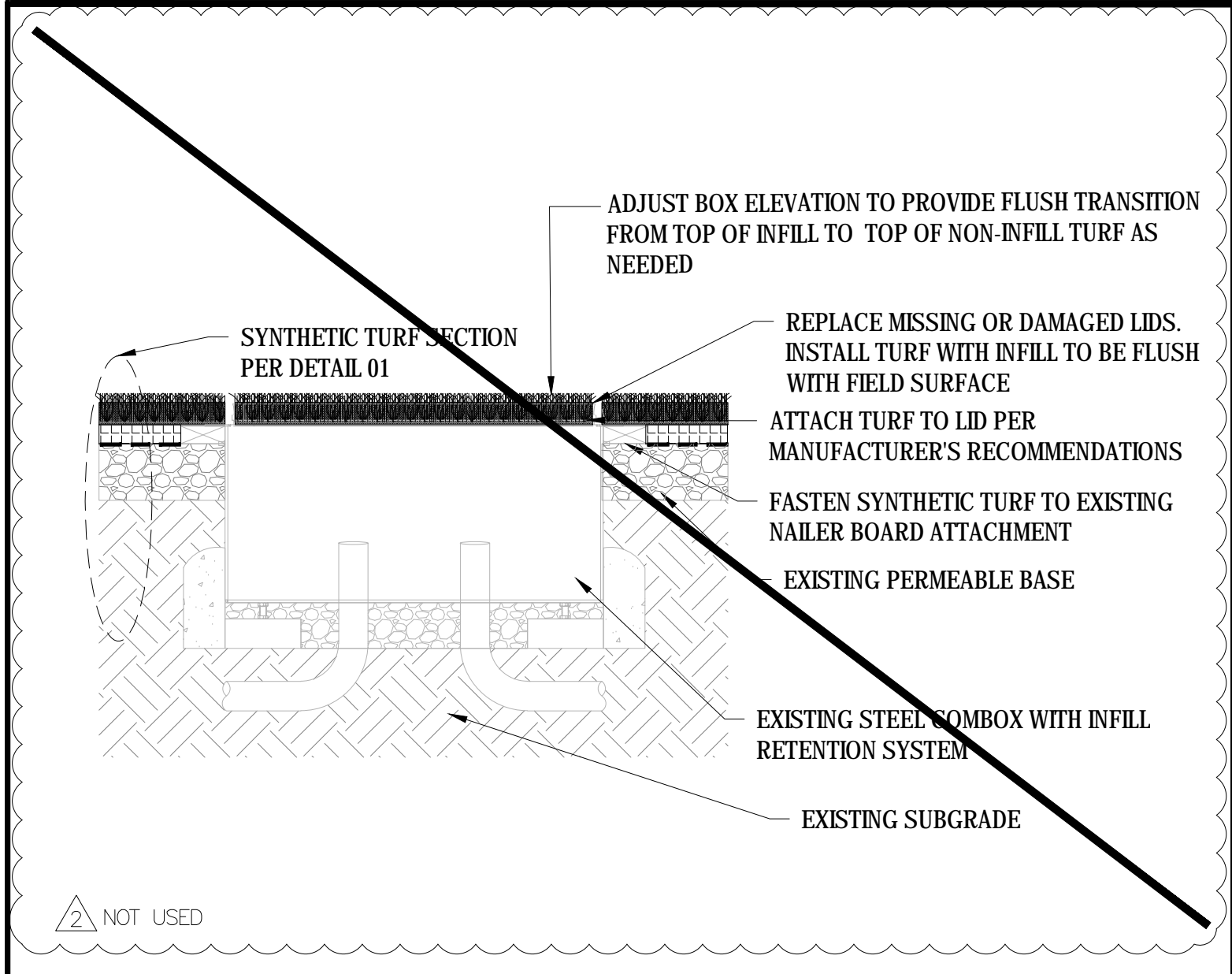
05 LONG/TRIPLE JUMP - PLAN VIEW

SCALE: NTS



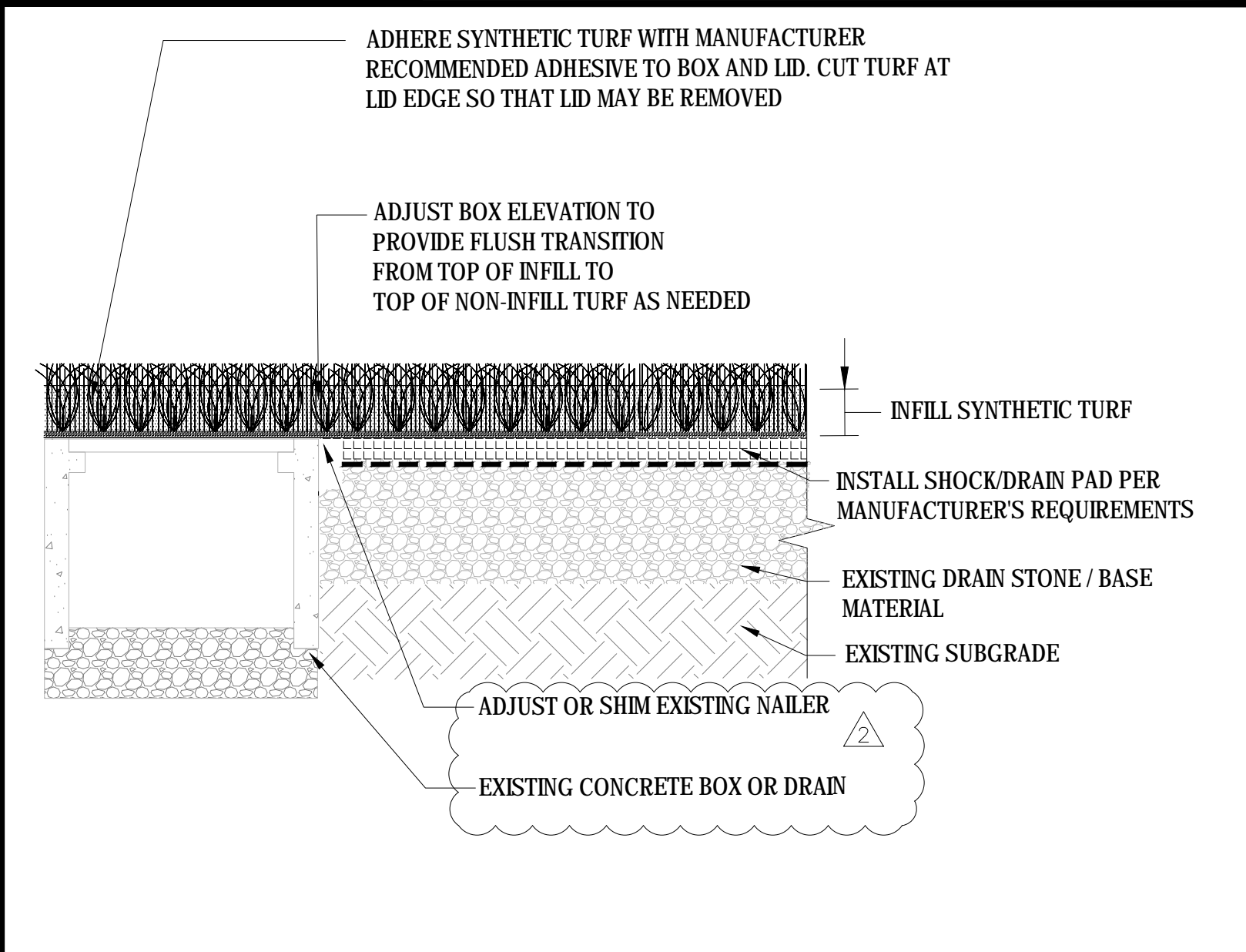
06 SYNTHETIC SURFACING AT FIELD EDGE

SCALE: NTS



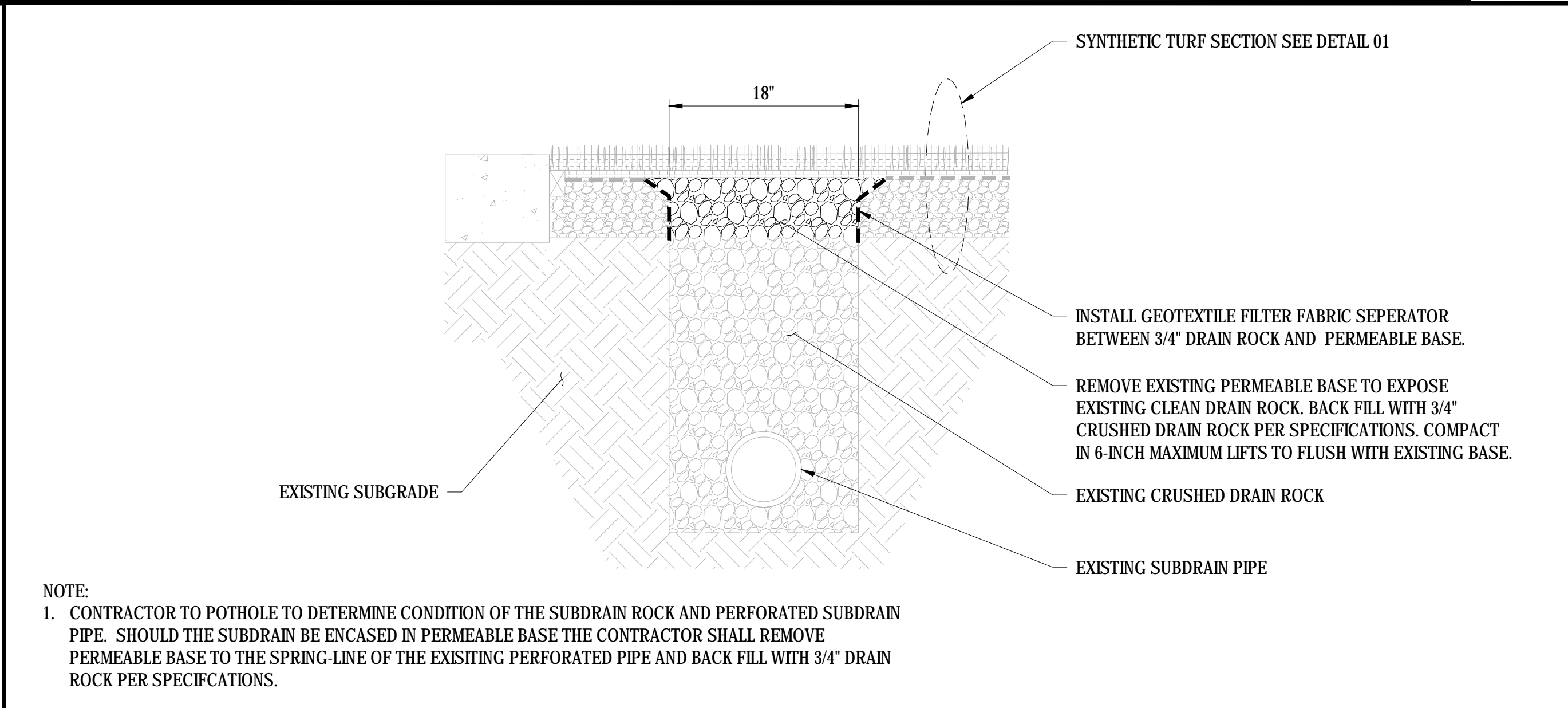
07 EXISTING COMBOX IN SYNTHETIC TURF

SCALE: NTS



08 EXISTING CONCRETE BOX IN SYNTHETIC TURF

SCALE: NTS



09 SUBDRAIN REPAIR

SCALE: NTS

REV.		
1	ADDENDA 1	8/31/2018
2	ADDENDA 2	9/13/2018

**PIEDMONT HILLS HIGH SCHOOL  
TRACK & FIELD RESURFACING**  
1377 Piedmont Road  
San Jose, CA

SCALE:	N.T.S.
DESIGNED:	BTL
DATE:	8/31/2018
DRAWN:	-
PROJ.	18-120
APPROVED:	

DETAILS

DWG. NO.

**TF-07**

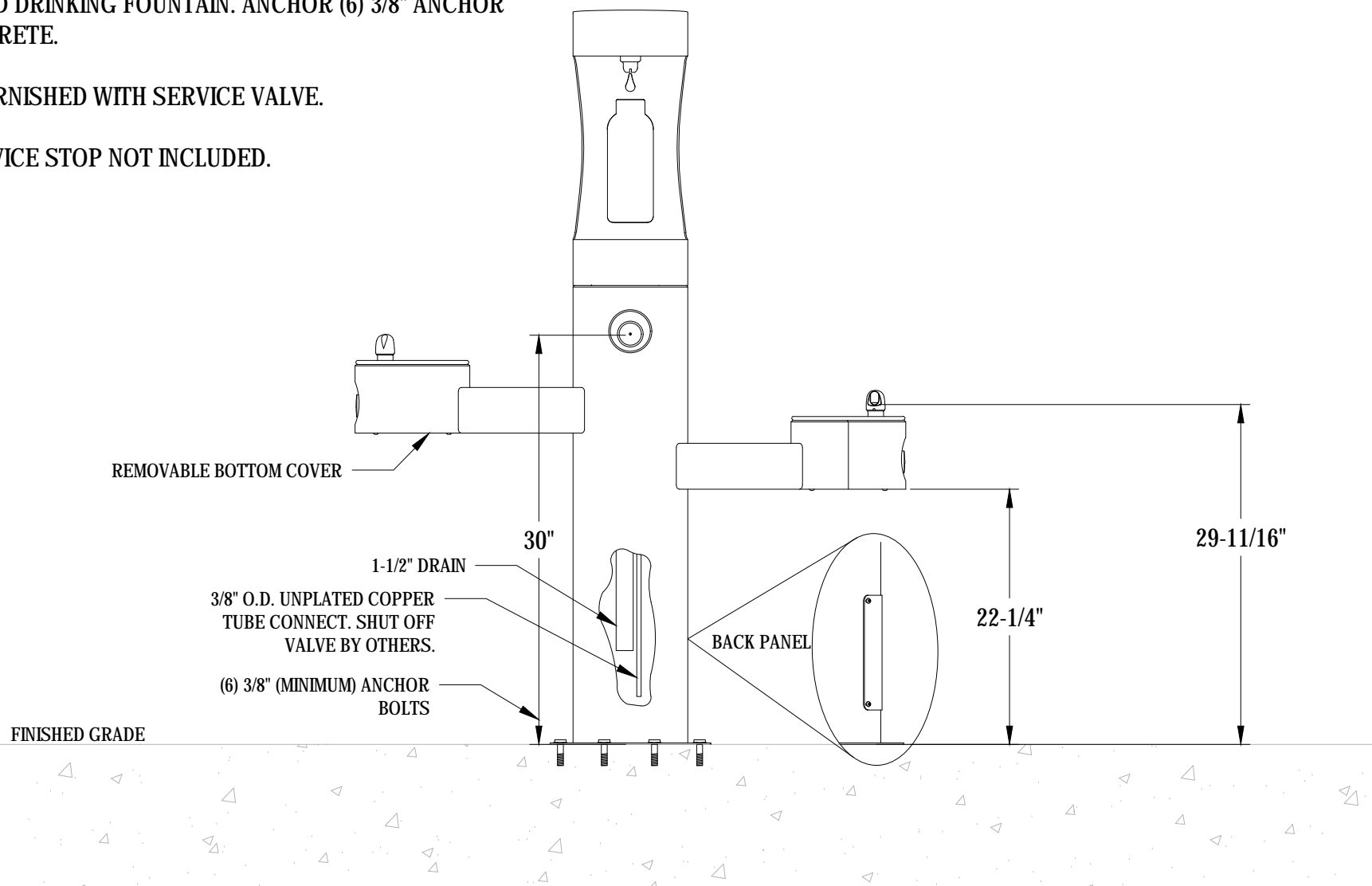


NOTE:  
INSTALL WATER STATION ON EXISTING CONCRETE PAD IN LOCATION OF DEMOLISHED DRINKING FOUNTAIN. ANCHOR (6) 3/8" ANCHOR BOLTS IN CONCRETE.

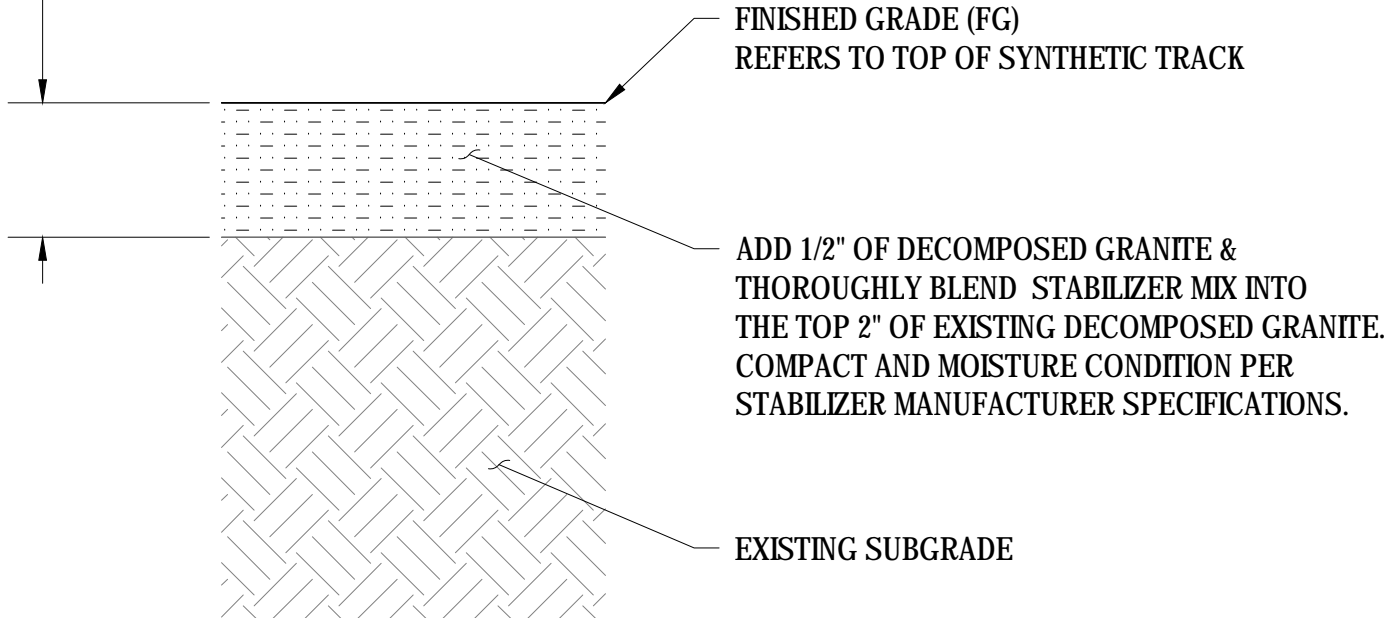
UNIT IS NOT FURNISHED WITH SERVICE VALVE.

TRAP AND SERVICE STOP NOT INCLUDED.

OPERATING PRESSURES:  
SUPPLY WATER 20-105 PSI MAXIMUM



VERIFY THAT EXISTING DG IS A MINIMUM OF 3" DEEP. ADJUST DEPTH OF BLENDING NEW MATERIAL SO NOT TO DISTURB SUBGRADE AND CONTAMINATE DG WITH SOIL.



01

### DRINKING FOUNTAIN FILLING STATION

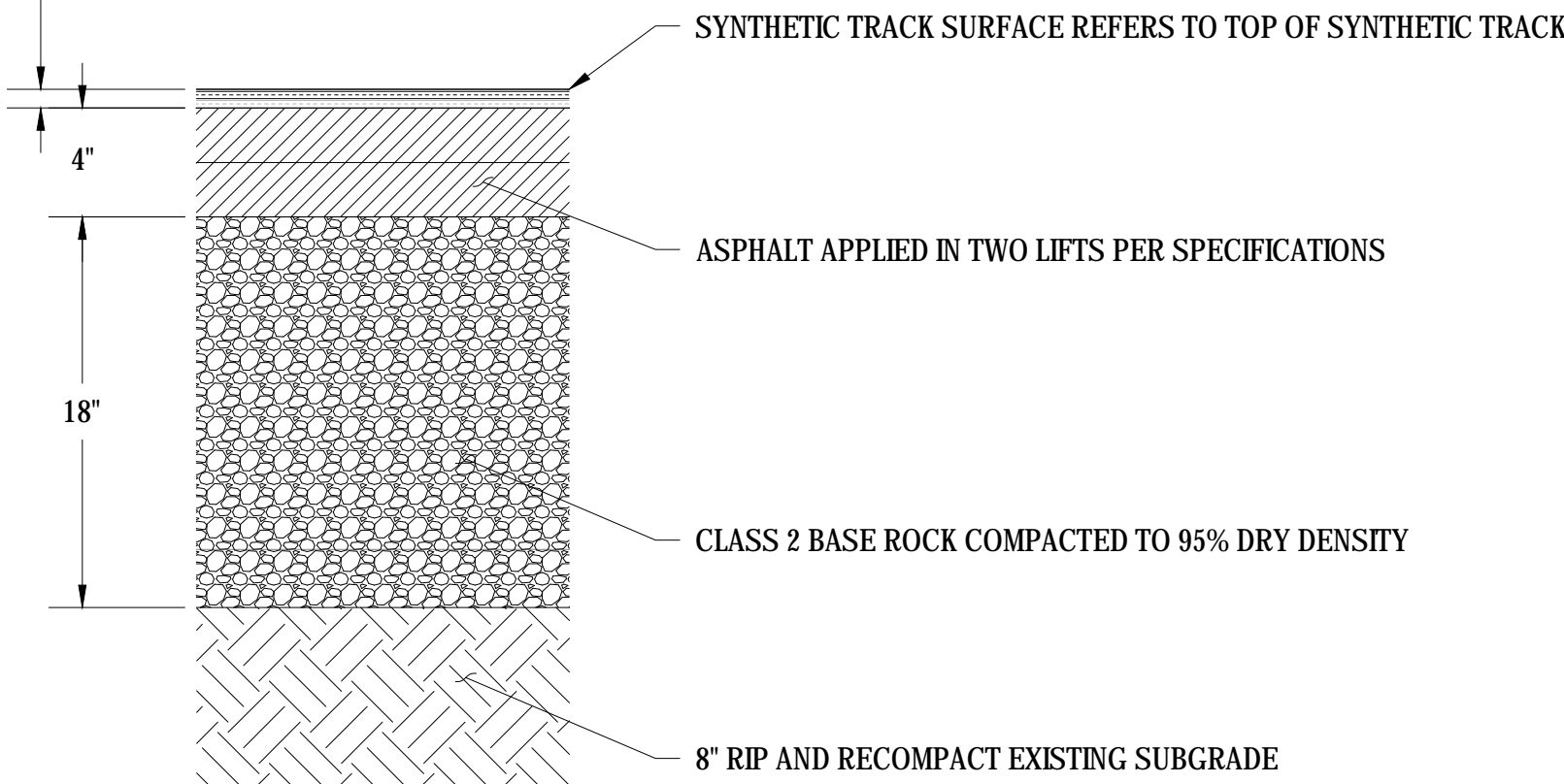
SCALE: NTS

02

### DECOMPOSED GRANITE SURFACING

SCALE: NTS

REFER TO MANUFACTURE SPECIFICATIONS DATA FOR PRECISE DEPTH OF SYNTHETIC TRACK SURFACE



03

### ASPHALT REPAIR & TRACK SURFACING

SCALE: NTS

04

### COMPACTED BASE PAVING & WOOD HEADER

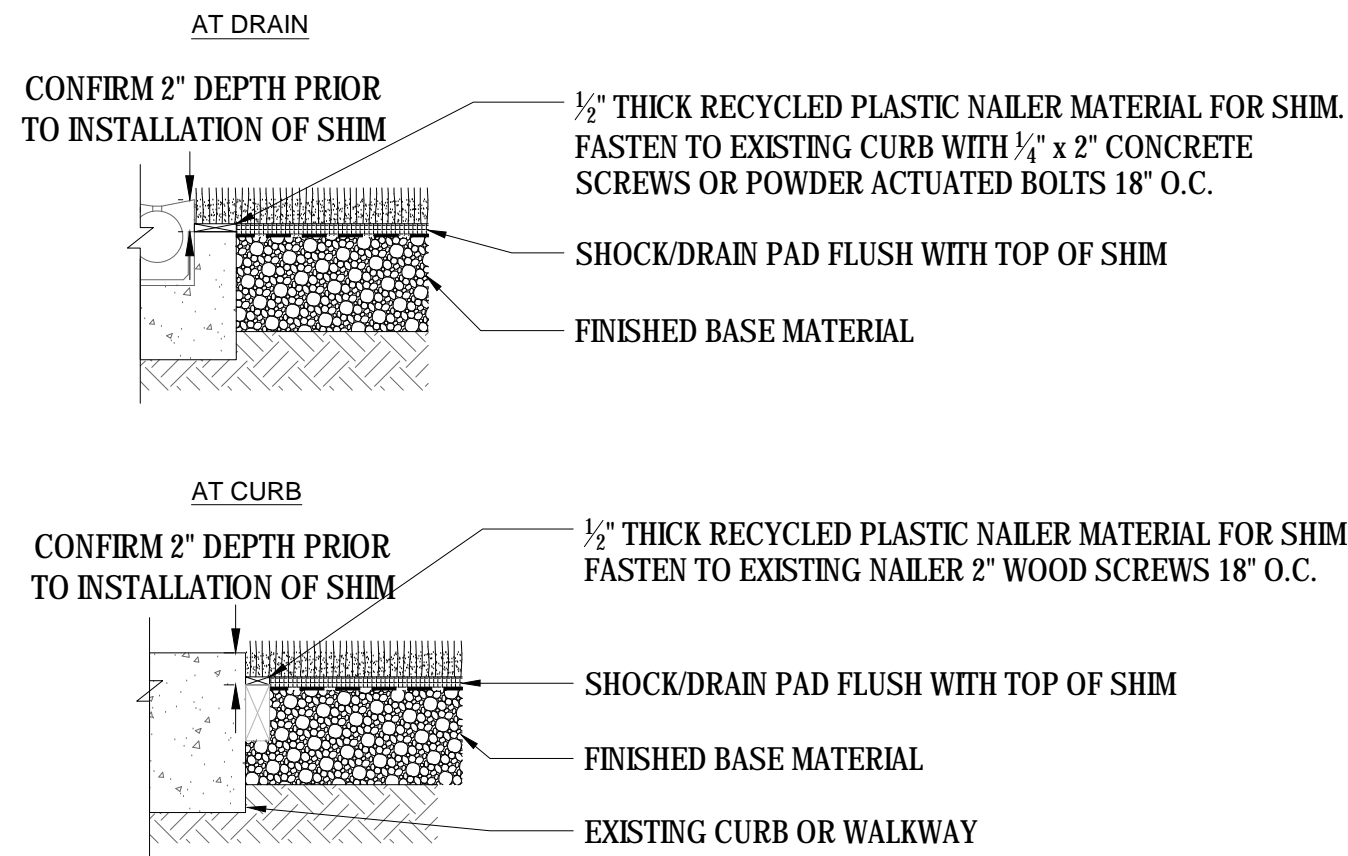
SCALE: NTS

05

### COMPACTED BASE PAVING & WOOD HEADER

SCALE: NTS

2



06

### TURF NAILER SHIM

SCALE: NTS

**LLOYD**  
CIVIL & SPORTS ENGINEERING

7349 N. VIA PASEO DEL SUR  
SUITE 515-324  
SCOTTSDALE, ARIZONA 85258  
PH 602.635.4226  
FAX 602.997.3148



REV.

ADDENDA 1	8/31/2018
ADDENDA 2	9/13/2018

### PIEDMONT HILLS HIGH SCHOOL TRACK & FIELD RESURFACING

1377 Piedmont Road  
San Jose, CA

SCALE:	N.T.S.
DESIGNED:	BTL
DATE:	8/31/2018
DRAWN:	-
PROJ.	18-120
APPROVED:	

### DETAILS

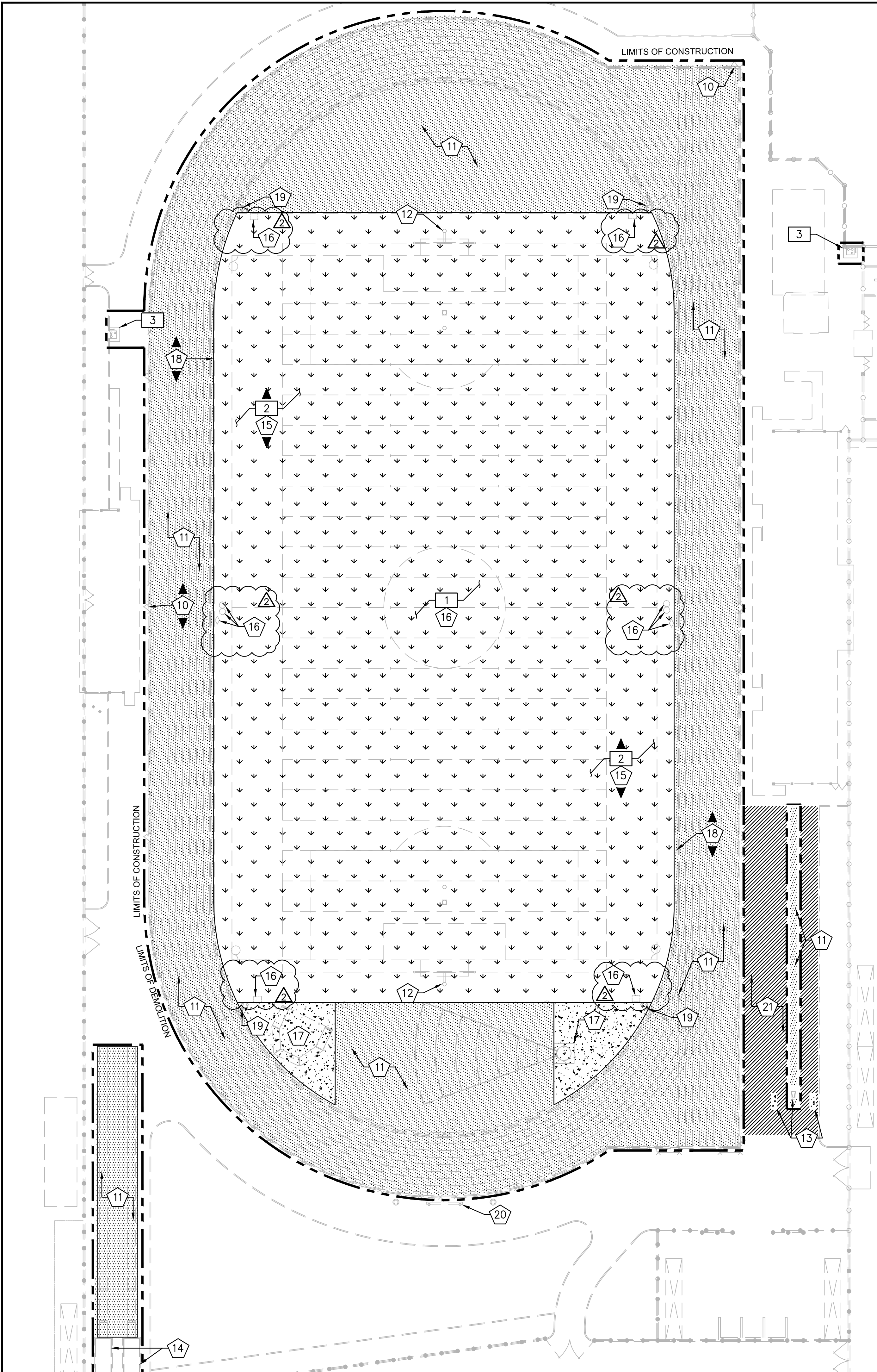
DWG. NO.

TF-08

This plan document set is the sole property of Lloyd Consulting Group, LLC. No alterations to these plans, other than adding or deleting information, are allowed without the written consent of Lloyd Consulting Group, LLC employees.



This plan document set is the sole property of Lloyd Consulting Group, LLC. No alterations to these plans, other than adding "as-built" information, are allowed by anyone other than authorized Lloyd Consulting Group, LLC employees.



PROTECT IN PLACE NOTES

- 10 PROTECT IN PLACE EXISTING CONCRETE CURB, PERIMETER FENCE, AND GATES.
- 11 PROTECT IN PLACE EXISTING TRACK SURFACE AND ASPHALT BASE. CONTRACTOR TO CLEAN SURFACE OFF ALL DEBRIS. THE CONTRACTOR MUST THOROUGHLY INSPECT ENTIRE SURFACE AND REPAIR HOLES, CHIPS, CRACKS, BUMPS AND DIPS. REPAIR METHODS ARE TO BE SUBMITTED AND APPROVED BY ENGINEER PRIOR TO IMPLEMENTATION. CONTRACTOR MUST NOTIFY ENGINEER OF ANY DEFECTS WHICH MAY AFFECT THE LONG TERM STABILITY AND DURABILITY OF PAVEMENT AND TRACK SURFACING.
- 12 PROTECT IN PLACE EXISTING FOOTBALL GOAL POSTS.
- 13 PROTECT IN PLACE EXISTING POLE VAULT PIT AND ASSOCIATED CONCRETE PADS.
- 14 PROTECT IN PLACE EXISTING LONG/TRIPLE JUMP SAND PIT.
- 15 VERIFY LOCATIONS AND PROTECT IN PLACE ALL EXISTING IRRIGATION AND/OR COMMUNICATION BOXES TO ACCOMMODATE RESURFACING.
- 16 PROTECT IN PLACE EXISTING IRRIGATION, DRAINAGE PIPES AND DRAIN INLETS. CONTRACTOR MUST VERIFY EXISTING IRRIGATION AND/OR DRAINAGE LOCATIONS AND MAINTAIN FLOW AND AUTOMATED CONTROL SERVICE TO ANY ADJACENT LANDSCAPE OR DRAINAGE AREAS DURING AND AFTER CONSTRUCTION.
- 17 PROTECT IN PLACE EXISTING SHOTPUT AND DISCUS THROW PADS AND SURROUNDING CONCRETE.
- 18 PROTECT IN PLACE EXISTING SLOT DRAIN. CLEAN AND FLUSH ALL DRAINS PER SPECIFICATIONS.
- 19 PROTECT IN PLACE EXISTING LANE GATES.
- 20 PROTECT IN PLACE EXISTING SCOREBOARD.
- 21 PROTECT IN PLACE EXISTING SYNTHETIC SURFACING. CLEAN AND PREPARE AREA FOR SPRAY COAT FINISH.

DEMOLITION NOTES


- 1 REMOVE AND DISPOSE OF EXISTING SYNTHETIC TURF AND INFILL. DISPOSE OF TURF AND INFILL PER LOCAL CODES AND REQUIREMENTS.
- 2 REMOVE AND DISPOSE OF EXISTING SYNTHETIC TURF FROM ALL IRRIGATION AND COMMUNICATION BOXES. CONTRACTOR TO CONFIRM BOX LOCATIONS - ACTUAL BOX LOCATIONS NOT SHOWN. CONTRACTOR MUST LOCATE ALL BOXES IN FIELD.
- 3 REMOVE AND REPLACE EXISTING DRINKING FOUNTAINS.

LEGEND

- EXISTING TRACK SURFACE TO BE PROTECTED
- EXISTING SYNTHETIC TURF PLAYING FIELD TO BE REMOVED
- EXISTING CONCRETE THROWING PAD TO BE PROTECTED IN PLACE
- EXISTING SYNTHETIC SURFACE TO BE PROTECTED
- LIMITS OF CONSTRUCTION
- KEYNOTE CALLOUT SYMBOL

GENERAL NOTES

1. CONTRACTOR MUST REMOVE AND DISPOSE OF ALL WEEDS, LOOSE MATERIALS, AND THOROUGHLY CLEAN THE TRACK/RUNWAY, DG AREAS TO RECEIVE THE NEW SURFACE.
2. AT THE CONCLUSION OF THE REPAIRS AND PREPARATION NO EXPOSED CONCRETE SURFACES SHALL BE VISIBLE ALONG THE PERIMETER AND OR EDGES OF ANY AREAS INTENDED FOR A SYNTHETIC TRACK AND FIELD RUNNING OR JUMPING SURFACE.
3. EXISTING STORM DRAIN FACILITIES WITHIN THE LIMITS OF CONSTRUCTION MUST BE PROTECTED FROM CONSTRUCTION DEBRIS INTRUSION AND MUST BE FLUSHED OUT AND CLEANED BY THE CONTRACTOR.
4. THE CONTRACTOR SHALL PROVIDE AND INSTALL EROSION CONTROL ITEMS SUCH AS SILT FENCING, HAY BALES, STABILIZED CONSTRUCTION ENTRANCES, AND INLET SEDIMENT TRAPS AS REQUIRED BY LOCAL CODE. THE CONTRACTOR IS RESPONSIBLE TO PROVIDE ANY EROSION CONTROL PLANS REQUIRED BY GOVERNMENT AGENCIES, AND OBTAIN ANY REQUIRED PERMITS.
5. CONTRACTOR IS RESPONSIBLE FOR MAINTAINING IRRIGATION SERVICE TO EXISTING LANDSCAPE MATERIAL TO REMAIN AND TO ADJACENT FIELDS BOTH DURING AND AFTER CONSTRUCTION.
6. THE CONTRACTOR MUST CONTACT LOCAL UTILITY LOCATION SERVICES PRIOR TO CONSTRUCTION.
7. THE CONTRACTOR MUST PROTECT IN PLACE ALL EXISTING UTILITIES. THE CONTRACTOR IS RESPONSIBLE FOR REPAIR OR REPLACEMENT OF UTILITIES DAMAGED DURING CONSTRUCTION.
8. THE CONTRACTOR IS RESPONSIBLE FOR RENOVATING ALL INFIELD BOXES PER PLAN NOTES AND DETAILS.



REV.		
1	ADDENDA 1	8/31/2018
2	ADDENDA 2	9/13/2018

YERBA BUENA HIGH SCHOOL  
TRACK & FIELD RESURFACING  
1855 Lucretia Ave  
San Jose, CA

SCALE:	1"=30'
DESIGNED:	BTL
DATE:	8/31/2018
DRAWN:	ZTP
PROJ.	18-120
APPROVED:	

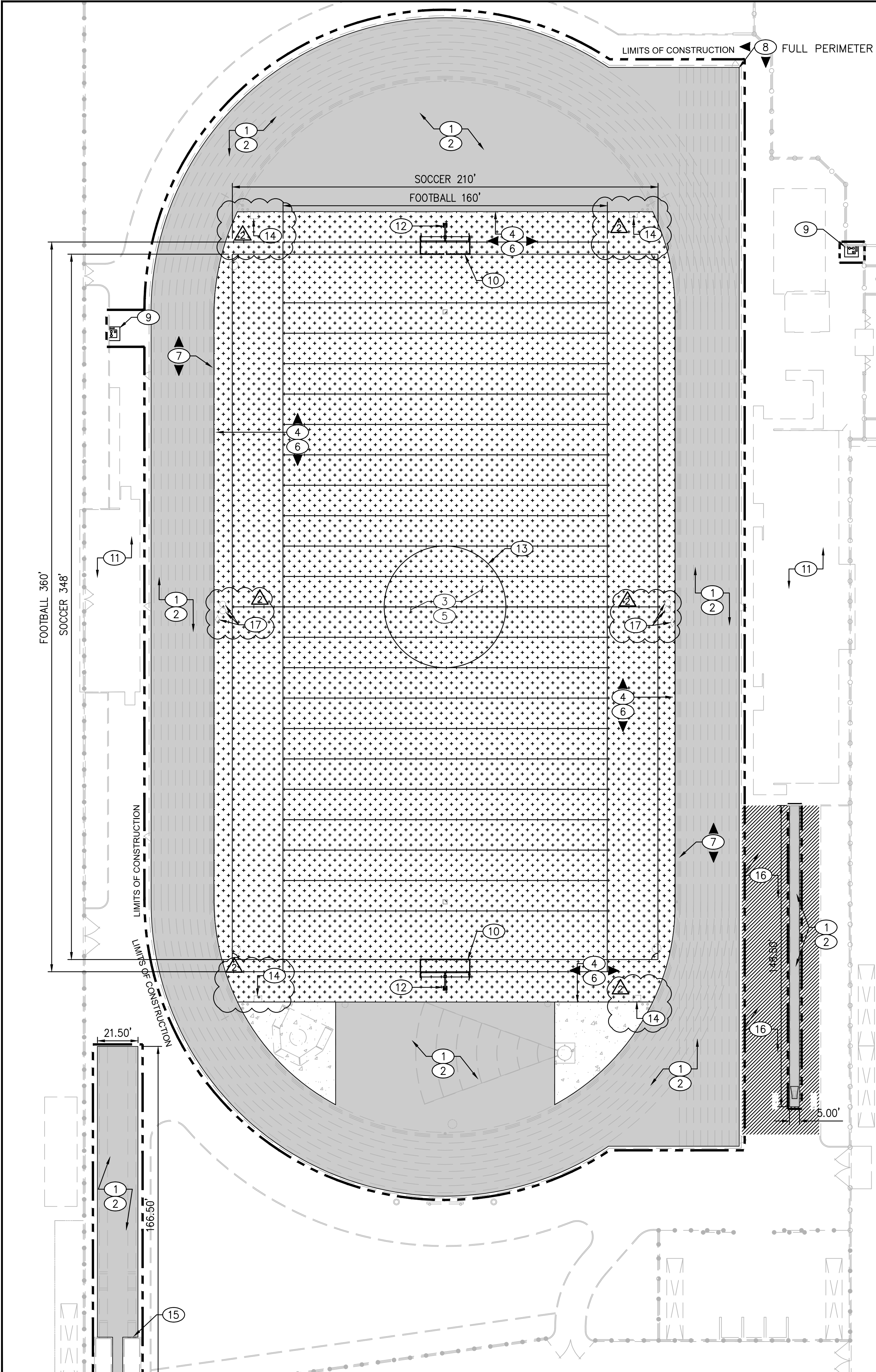
DEMOLITION PLAN

DWG. NO.  
**TF-02**

0 30 60 Feet  
SCALE: 1" = 30'



This plan document set is the sole property of Lloyd Consulting Group, LLC. No alterations to these plans, other than adding "as-built" information, are allowed by anyone other than authorized Lloyd Consulting Group, LLC employees.



**SURFACING NOTES:**

1. INSTALL SYNTHETIC TRACK OVERLAY ON EXISTING RUNNING TRACK, D-ZONES, LONG/TRIPLE JUMP RUNWAYS & LANDING PIT COVERS PER DETAIL 02 ON SHEET TF-05.
2. STRIPE TRACK AND RUNWAYS PER NFHS REQUIREMENTS AND PER SPECIFICATIONS. SEE DETAIL 04 ON SHEET TF-05.
3. PRIOR TO SHOCK PAD/DRAIN LAYER INSTALLATION THE CONTRACTOR MUST CORRECT ANY RIDGES OR DEPRESSIONS IN PLAYING FIELD BASE THAT DO NOT MEET GRADING TOLERANCES PER THE SPECIFICATIONS.
4. ADJUST PLAYING FIELD BASE ELEVATIONS AT FIELD PERIMETER AND ADJUST NAILER BOARD ELEVATIONS TO MAINTAIN SMOOTH/FLUSH TRANSITION BETWEEN TURF AND TRACK SURFACES WITH NO GRADING GAP OR LIP. CONTRACTOR MUST REPLACE DAMAGED NAILER BOARDS. SEE DETAIL 06 ON SHEET TF-05.
5. INSTALL SYNTHETIC TURF SYSTEM WITH SHOCK PAD, DRAIN LAYER AND GEOTEXTILE FABRIC PER DETAIL 01 ON SHEET TF-05.
6. ATTACH SYNTHETIC TURF TO NAILER BOARD PER DETAIL 06 ON SHEET TF-05.
7. ALL SLOT DRAIN INLET OPENINGS TO REMAIN OPEN AND FREE OF SURFACING.
8. REPAIR EXISTING FENCE RAILS AS NEEDED. CLEAN, PRIME AND PAINT POSTS, RAILS & GATES. INSTALL NEW VINYL CLAD FABRIC ON FENCE AND GATES. REPAIR GATES & HARDWARE AS NEEDED. (COLOR BLACK)
9. INSTALL ELKAY HIGH/LOW ACCESSIBLE DRINKING FOUNTAIN WITH BOTTLE FILLER AT EXISTING DRINKING FOUNTAIN LOCATIONS PER DETAIL 01 ON SHEET TF-06.
10. INSTALL SOCCER GOALS WITH ANCHOR WEIGHTS PER SPECIFICATIONS.
11. CONTRACTOR TO PRESSURE WASH AND CLEAN ALL BLEACHERS AT THE END OF CONSTRUCTION.
12. CLEAN AND POWDER COAT GOAL POSTS NEON YELLOW AND REPLACE WIND FLAGS AT TOP OF POSTS PER SPECIFICATIONS.
13. REFER TO SHEET TF-04 FOR FOOTBALL AND SOCCER FIELD STRIPING LAYOUT.
14. ADJUST EXISTING COMMUNICATION/ELECTRICAL AND IRRIGATION BOXES TO UNDERSIDE OF SYNTHETIC SURFACING, PER DETAIL 07 AND 08 ON SHEET TF-05.
15. CLEAN ALL SAND FROM PAVED AREAS AND REFRESH SAND PITS TO BE LEVEL WITH CURBS.
16. CLEAN AND PREPARE AREA FOR SPRAY COAT. INSTALL SPRAY COAT FINISH (COLOR BLACK).
17. ADJUST STORM CLEANOUT RIM TO UNDERSIDE OF SYNTHETIC SURFACING PER DETAIL 08 ON SHEET TF-05.

**SURFACING LEGEND:**

- SYNTHETIC TURF PLAYING FIELD
- RUBBERIZED SURFACE OVER EXISTING TRACK
- EXISTING CONCRETE SURFACE
- SYNTHETIC SPRAY COAT FINISH
- LIMITS OF CONSTRUCTION
- KEYNOTE CALLOUT SYMBOL

**GENERAL NOTES:**

1. ALL COMPETITION REQUIRED STRIPES AND MARKINGS MUST BE INLAID AND MUST MEET THE LATEST REQUIREMENTS OF NFHS FOOTBALL AND SOCCER RULES. FOOTBALL MARKINGS TO BE WHITE AND SOCCER MARKINGS TO BE YELLOW.
2. GENERAL CONTRACTOR IS RESPONSIBLE FOR PREPARATION OF THE BASE IN THE TURF AREAS AND FOR COORDINATION WITH THE TURF INSTALLER'S WORK. TURF INSTALLER MUST SUBMIT COMPLETE SHOP DRAWINGS AND COLOR SAMPLES FOR REVIEW AND APPROVAL PRIOR TO INSTALLATION OF SYNTHETIC TURF. SUBMITTALS FOR SHOP DRAWINGS AND COLOR SAMPLES MUST BE IN ACCORDANCE WITH THE SPECIFICATIONS.
3. THE OWNER MUST REVIEW AND APPROVE THE FONTS USED FOR YARD LINE NUMBERING, ENDZONE LETTERING, AND TRACK MARKINGS PRIOR TO INSTALLATION OF THE SYNTHETIC TURF OR STRIPING OF THE TRACK.
4. ALL SYNTHETIC SURFACE TRACK MARKINGS MUST BE CALIBRATED, CERTIFIED, AND CONFORM TO THE LATEST REQUIREMENTS OF NFHS.
5. THE EXISTING DRAINAGE SYSTEM MUST BE MAINTAINED OR REPAIRED WHEREVER DAMAGE IS DISCOVERED. ALL DRAINAGE SYSTEMS WITHIN LIMIT OF WORK SHALL BE CLEANED AND FLUSHED BY CONTRACTOR PER SPECIFICATIONS.
6. SUPPLY 2 BAGGED YARDS OF JUMP PIT SAND FOR ATTIC STOCK.



REV.		
	ADDENDUM 1	8/31/2018
	ADDENDUM 2	9/13/2018

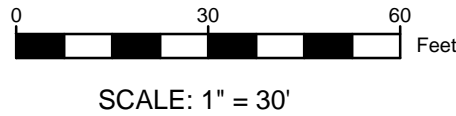
YERBA BUENA HIGH SCHOOL  
TRACK & FIELD RESURFACING  
1855 Lucretia Ave  
San Jose, CA

SCALE:	1"=30'
DESIGNED:	BTL
DATE:	8/31/2018
DRAWN:	ZTP
PROJ.	18-120
APPROVED:	

**SURFACING PLAN**

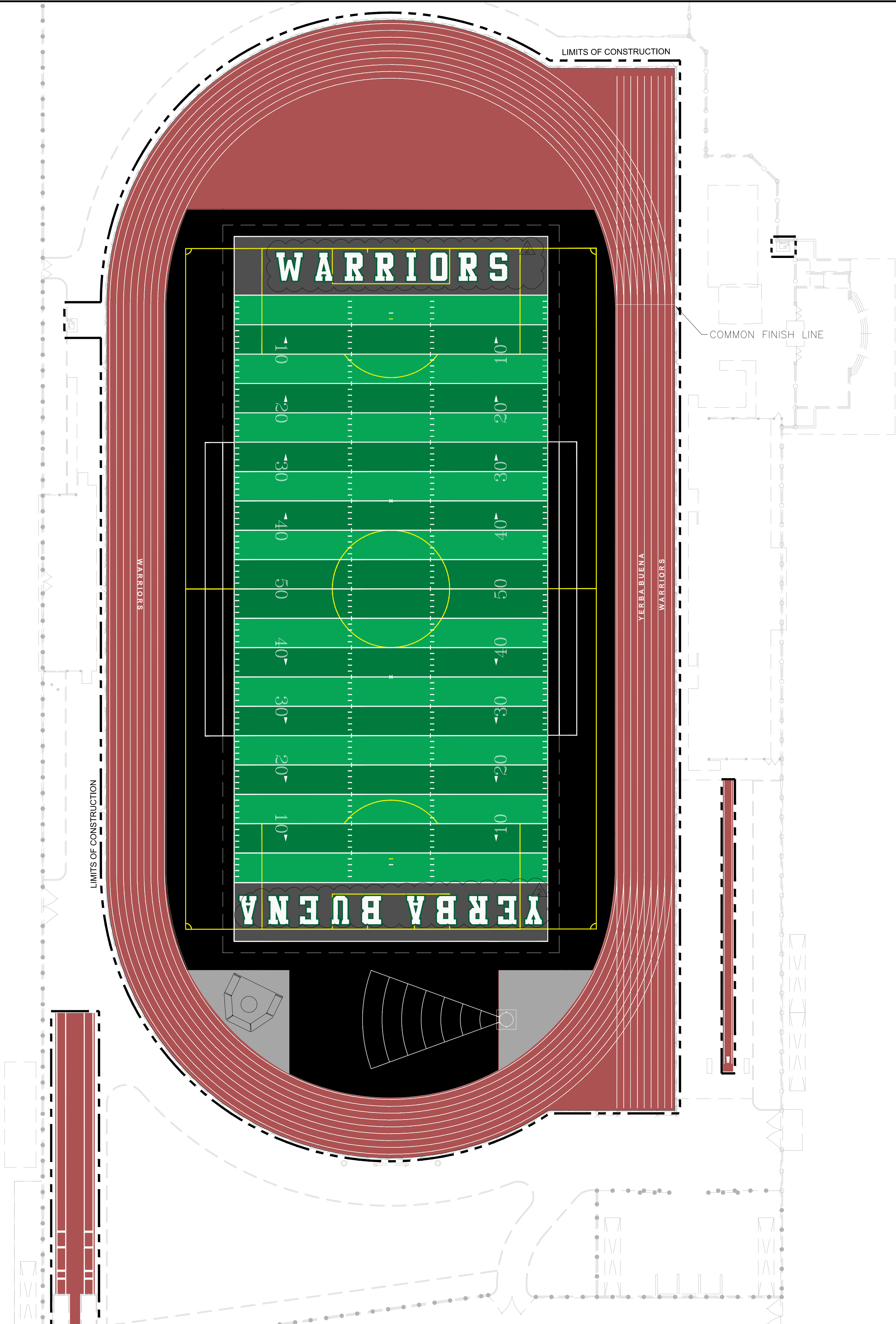
DWG. NO.

**TF-03**










This plan document set is the sole property of Lloyd Consulting Group, LLC. No alterations to these plans, other than adding "as-built" information, are allowed by anyone other than authorized Lloyd Consulting Group, LLC employees.



COLOR GRAPHICS NOTES:

1. THIS GRAPHICS PLAN IS FOR REFERENCE ONLY. THE TURF MANUFACTURER AND INSTALLER MUST SUBMIT FOR REVIEW SHOP DRAWINGS PER SPECIFICATIONS.
2. ALL LINE WORK MUST BE IN ACCORDANCE WITH NFHS RULES AND REGULATIONS FOR SOCCER AND FOOTBALL.
3. FOOTBALL IS TO BE THE DOMINATE LINE COLOR OVER SOCCER.
4. COLOR SELECTION IS TO BE FINALIZED DURING SHOP DRAWING SUBMITTAL REVIEW
5. FOOTBALL = WHITE / SOCCER = YELLOW
6. TURF MAY NOT BE PURCHASED UNTIL SHOP DRAWINGS AND PHYSICAL SAMPLES ARE APPROVED IN WRITING BY THE OWNER.
7. TRACK STRIPING IS FOR REFERENCE ONLY. THE TRACK MANUFACTURER SHALL PROVIDE COMPLETE STRIPING PLAN SHOP DRAWINGS FOR REVIEW AND APPROVAL PRIOR TO INSTALLATION.
8. TRACK TO RECEIVE LETTERING ON HOME AND AWAY SIDE PER PLAN.

COLOR GRAPHICS LEGEND

-  SYNTHETIC TURF COLOR GREEN
-  SYNTHETIC TURF COLOR LIGHT GREEN
-  ENDZONE SYNTHETIC TURF COLOR GRAY
-  ENDZONE LETTER SYNTHETIC TURF COLOR WHITE
-  LETTER OUTLINE SYNTHETIC TURF COLOR GREEN



REV.		
1	ADDENDA 1	8/31/2018
2	ADDENDA 2	9/13/2018

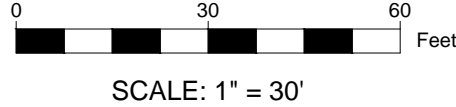

YERBA BUENA HIGH SCHOOL  
TRACK & FIELD RESURFACING  
1855 Lucretia Ave  
San Jose, CA

SCALE:	1"=30'
DESIGNED:	BTL
DATE:	8/31/2018
DRAWN:	BTL
PROJ.	18-120
APPROVED:	

GRAPHICS PLAN

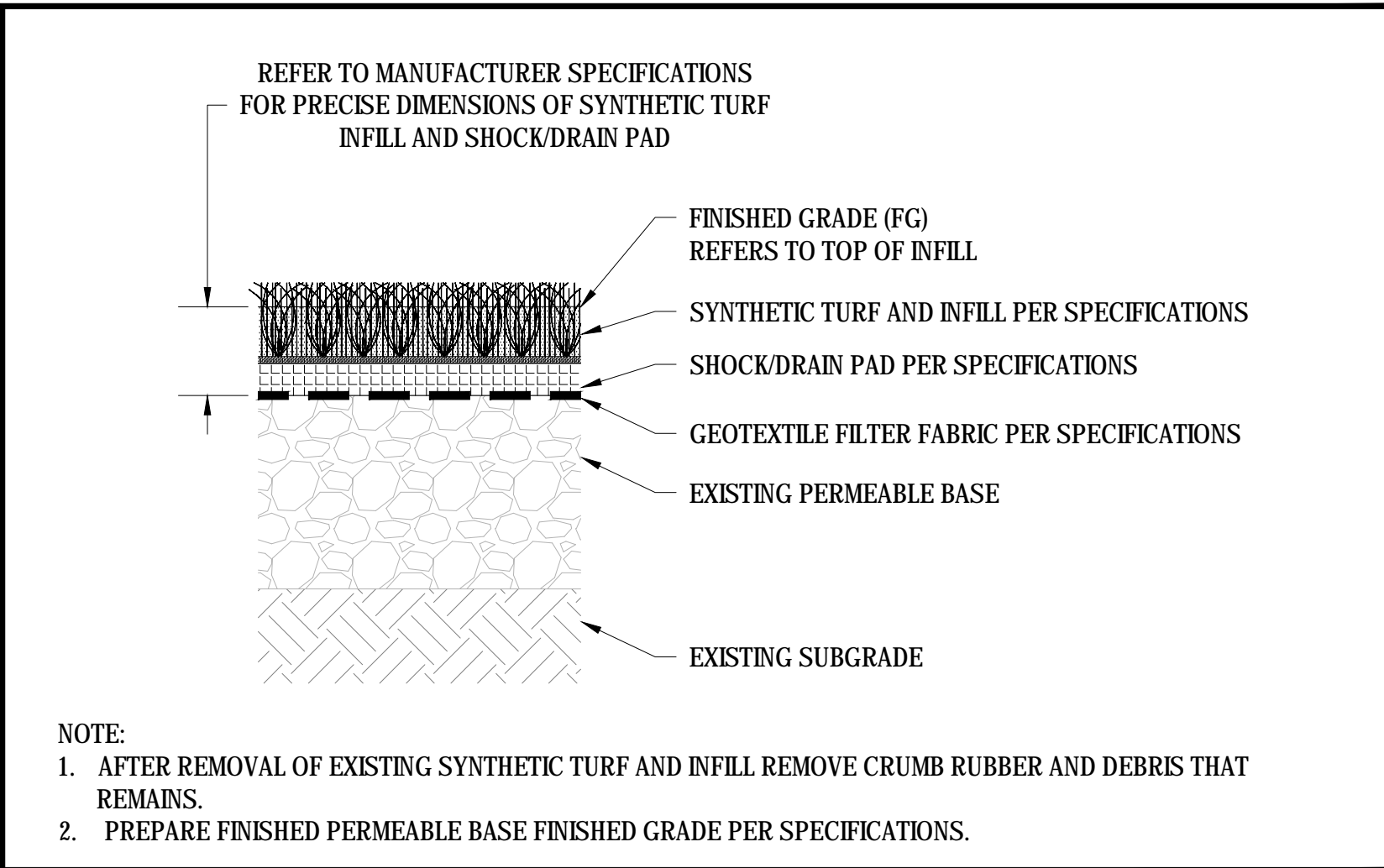
DWG. NO.

TF-04

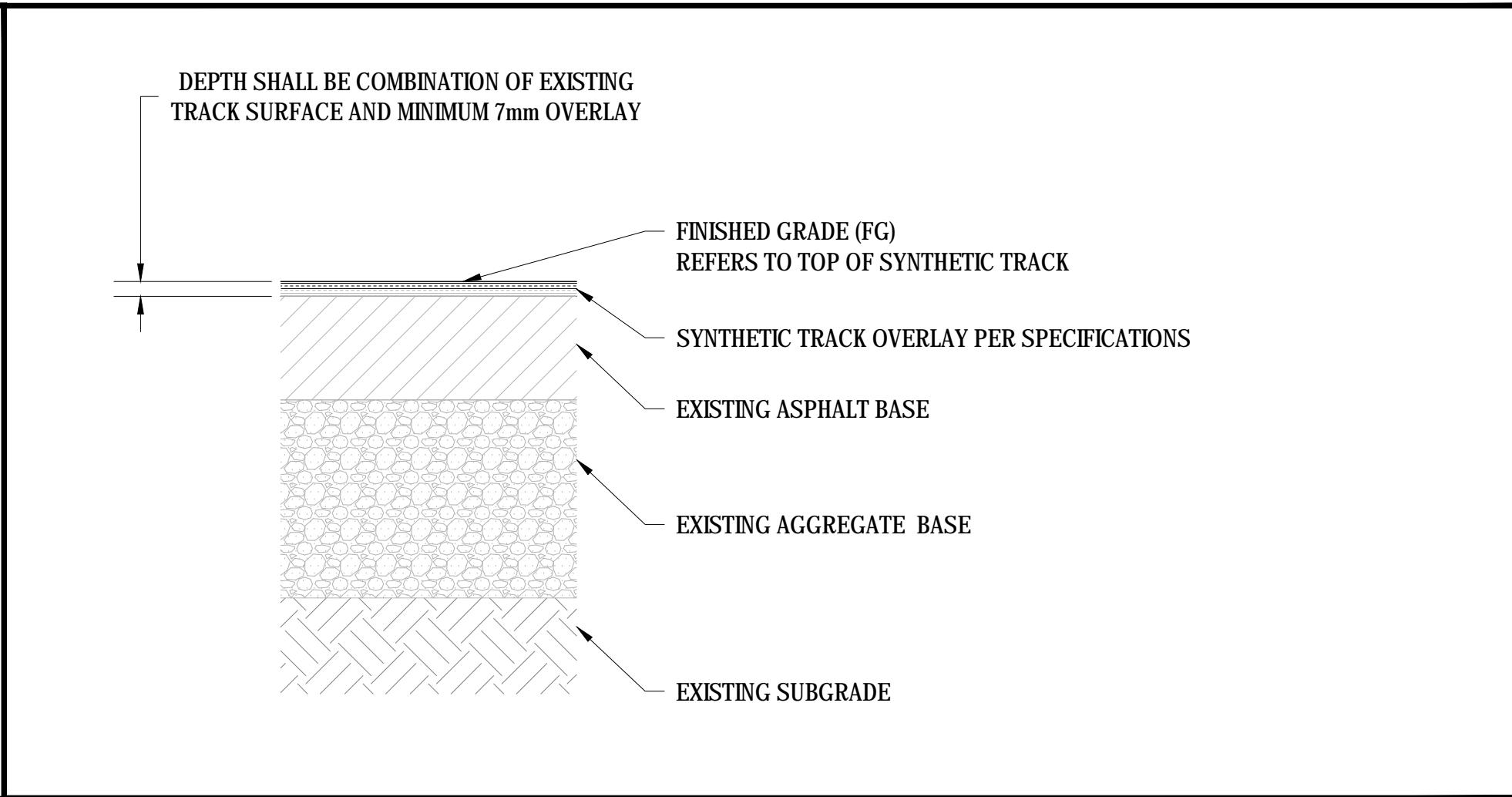




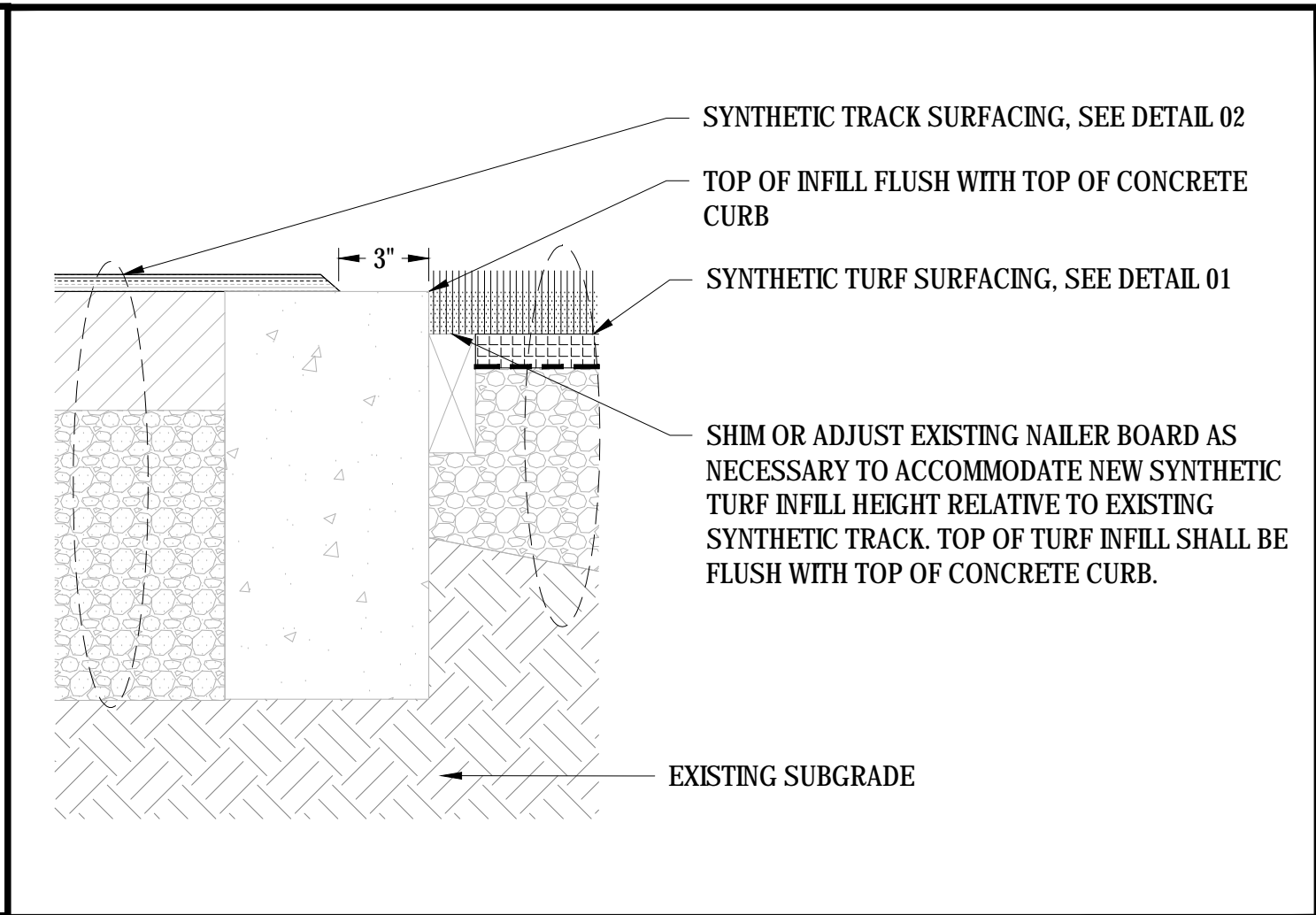
This plan document set is the sole property of Lloyd Consulting Group, LLC. No alterations to these plans, other than adding "as-built" information, are allowed by anyone other than authorized Lloyd Consulting Group, LLC employees.



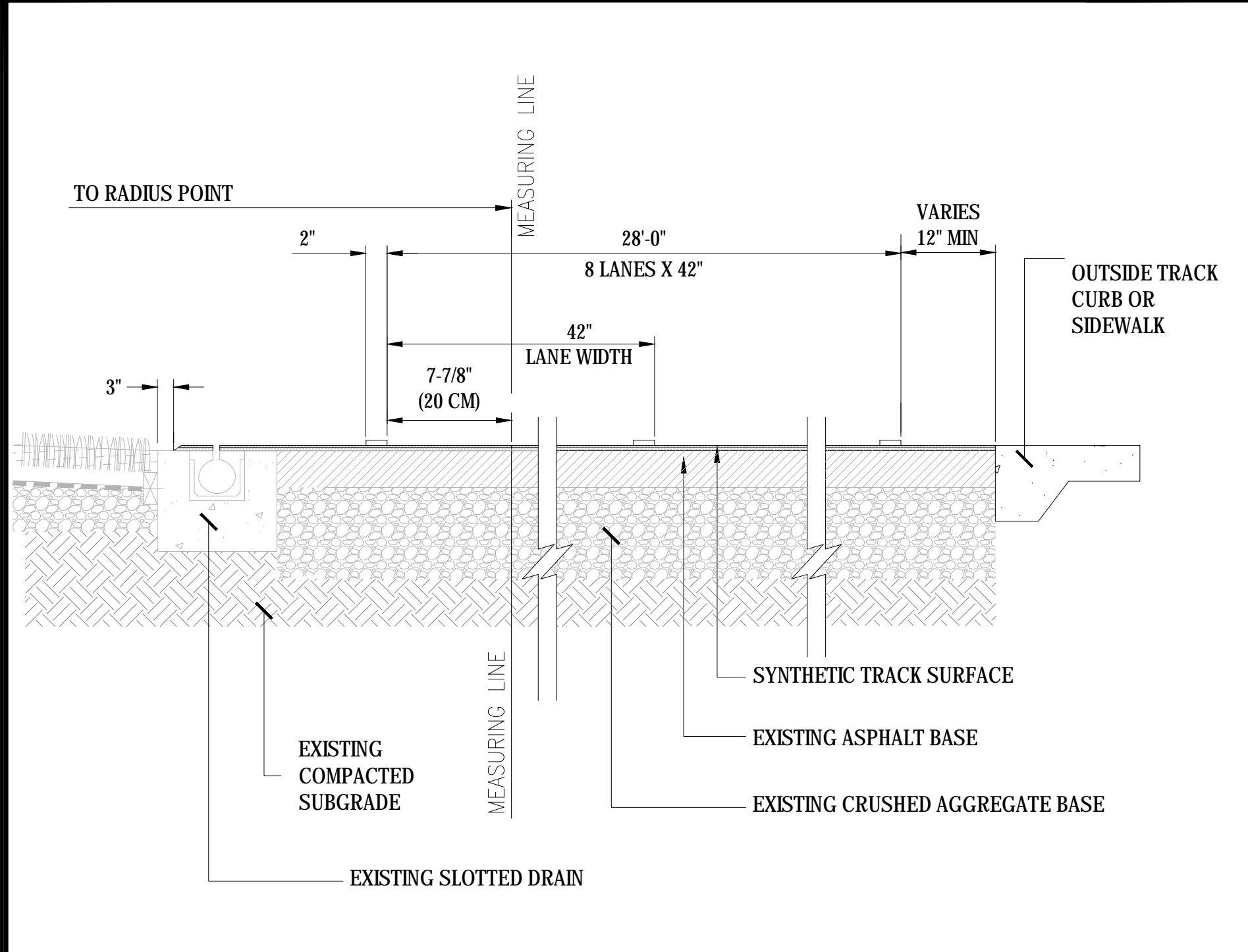
01 SYNTHETIC TURF SURFACING  
SCALE: NTS



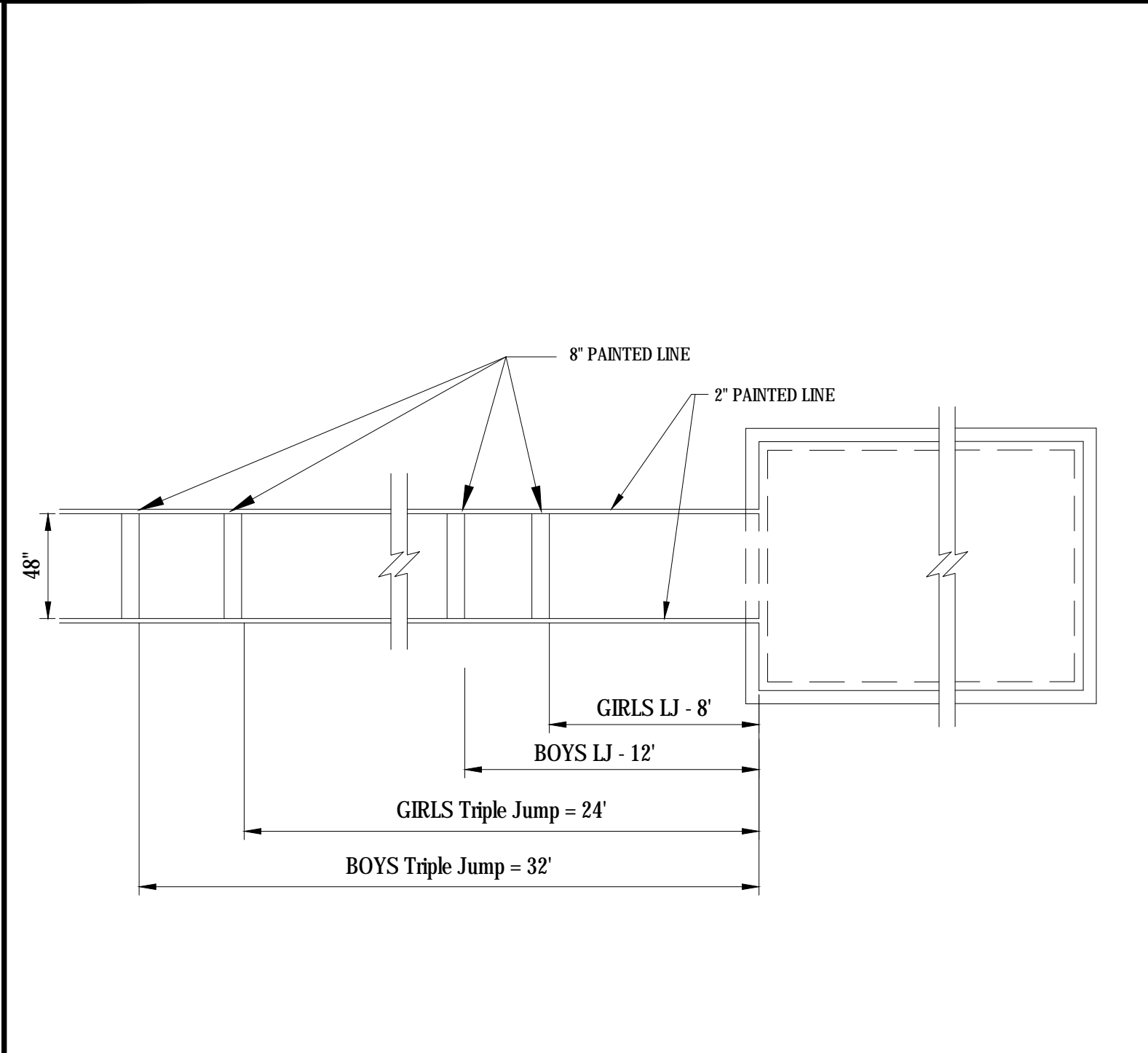
02 SYNTHETIC TRACK SURFACING  
SCALE: NTS



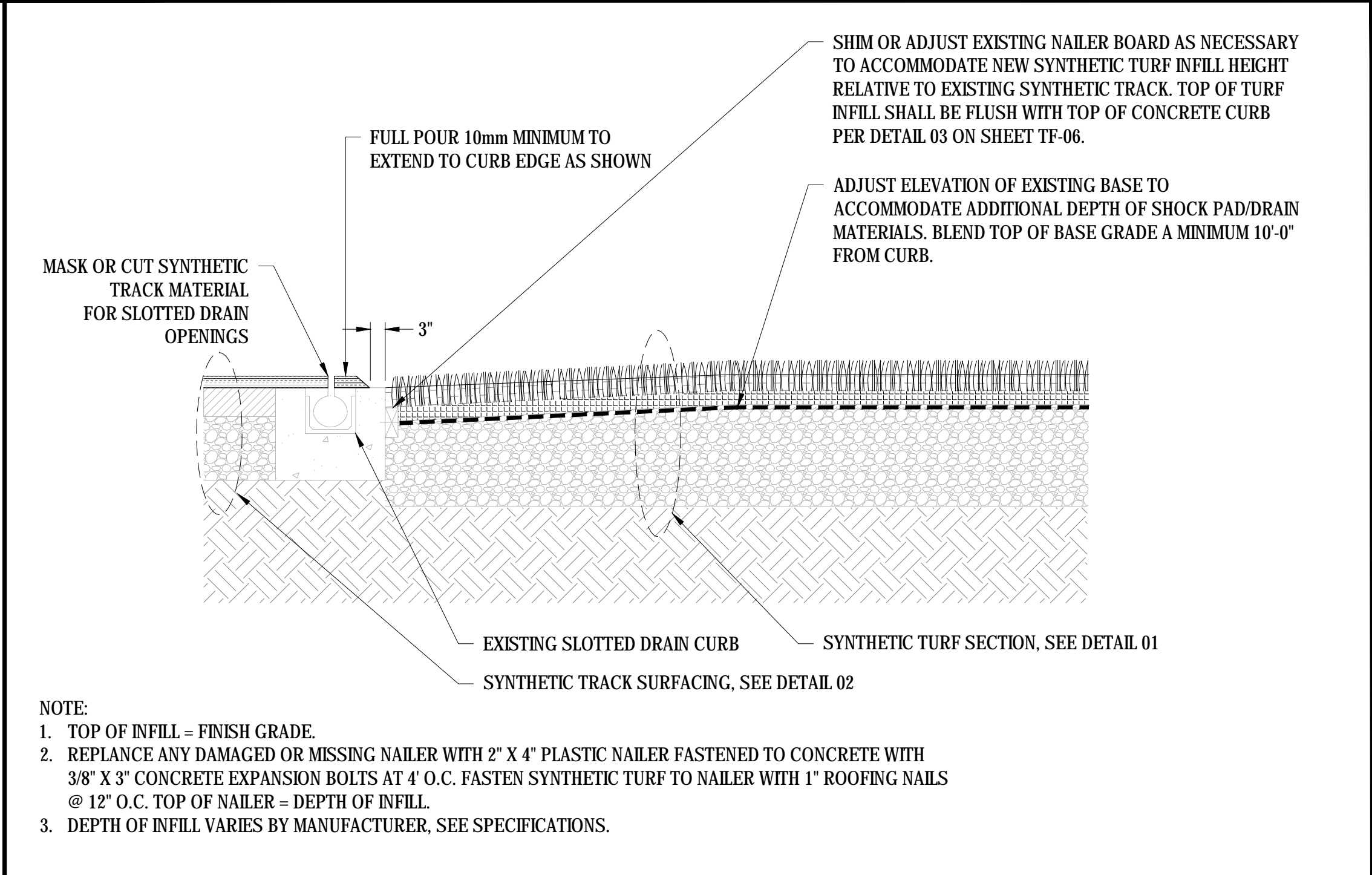
03 SYNTHETIC SURFACING & NAILER AT CURB EDGE  
SCALE: NTS



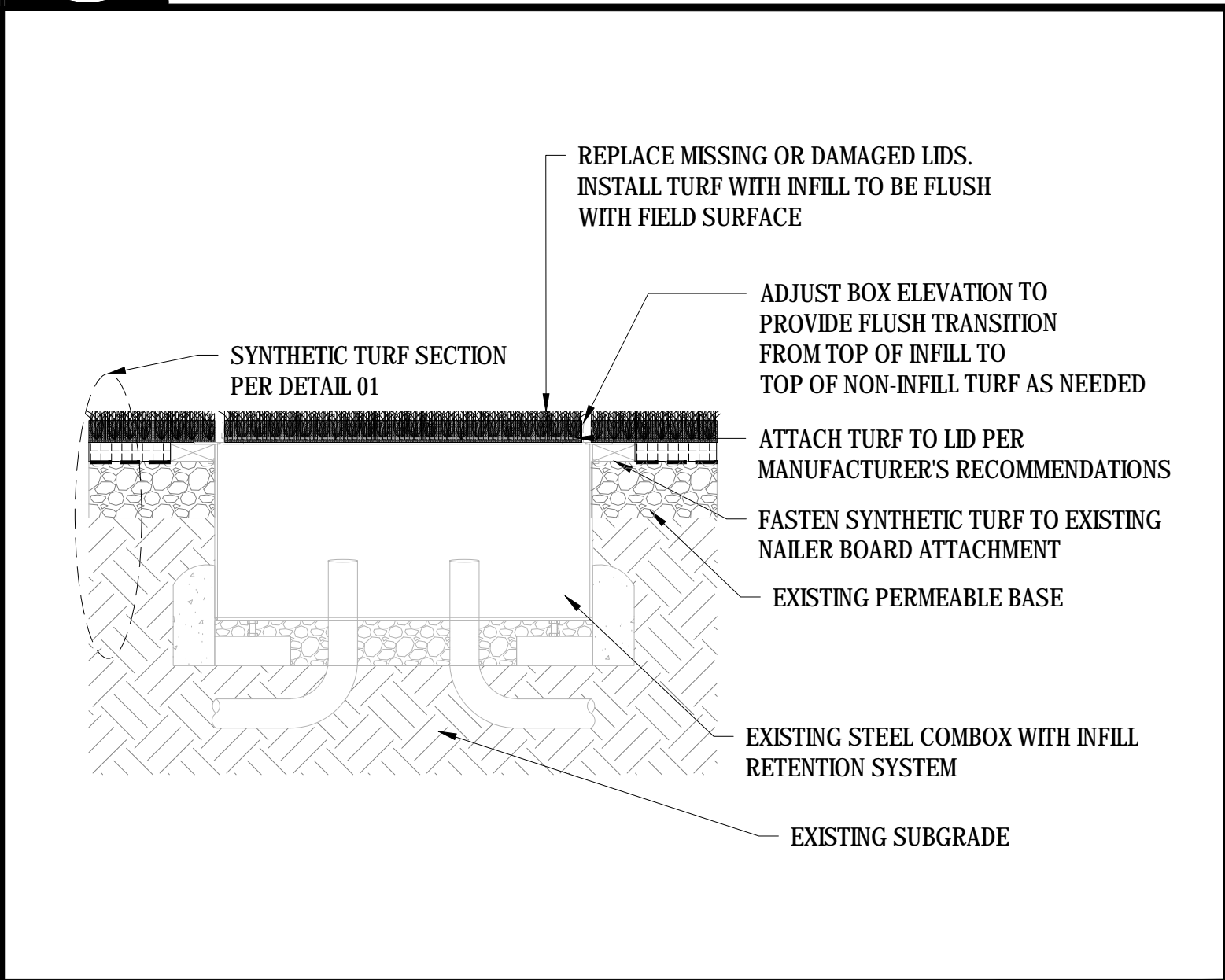
04 RUNNING TRACK LANE DIMENSIONS  
SCALE: NTS



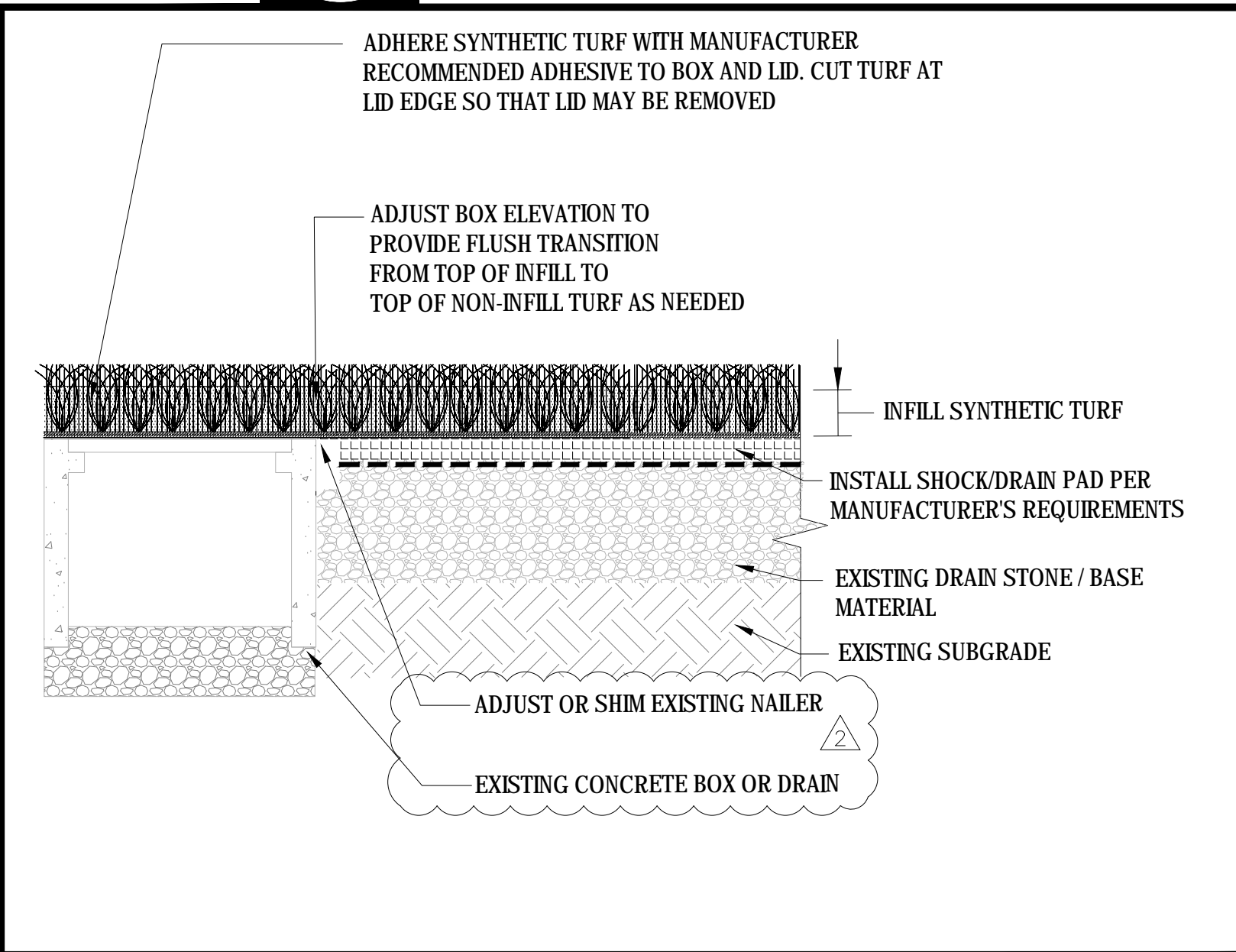
05 LONG/TRIPLE JUMP - PLAN VIEW  
SCALE: NTS



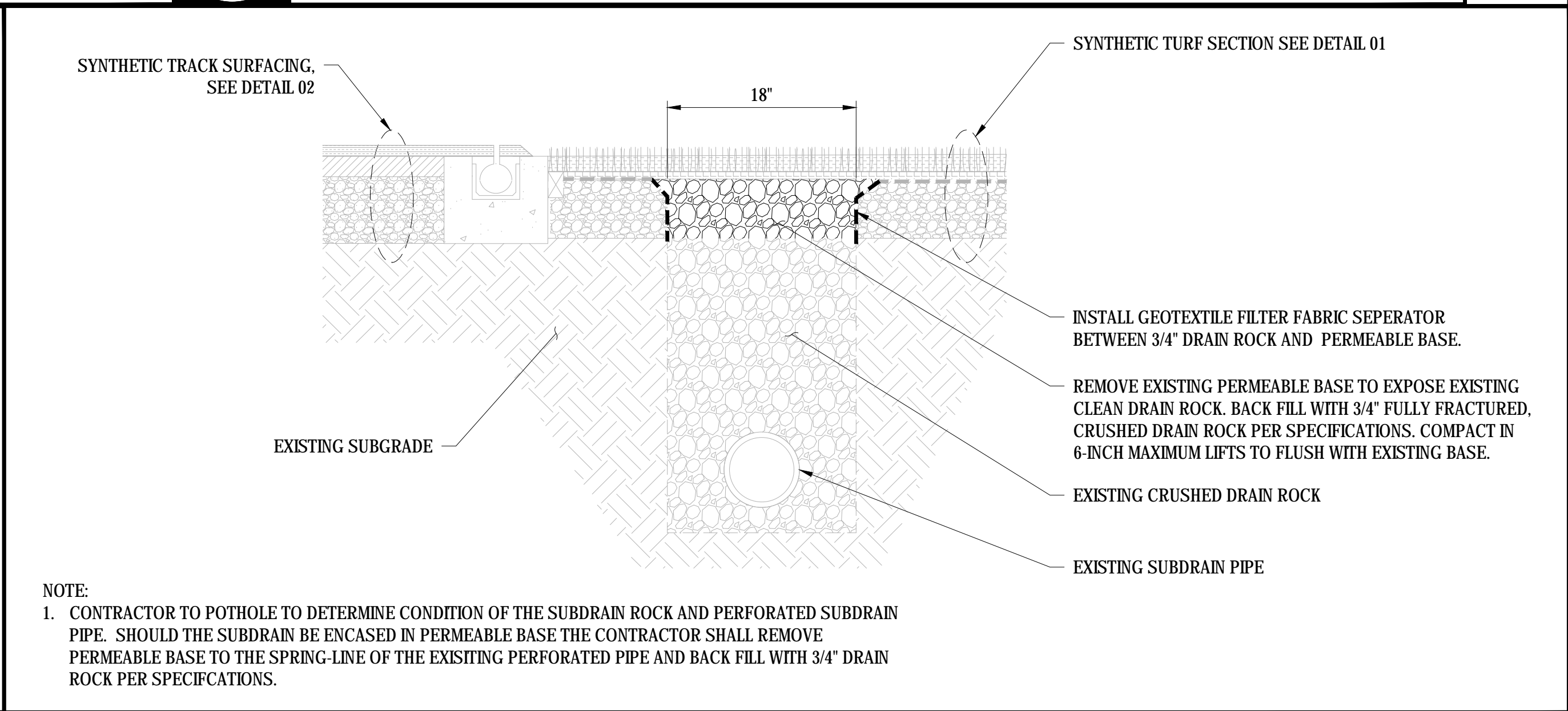
06 SYNTHETIC SURFACING AT SLOTTED DRAIN  
SCALE: NTS



07 EXISTING COMBOX IN SYNTHETIC TURF  
SCALE: NTS



08 EXISTING CONCRETE BOX IN SYNTHETIC TURF  
SCALE: NTS



09 SUBDRAIN REPAIR  
SCALE: NTS

REV.		
1	ADDENDA 1	8/31/2018
2	ADDENDA 2	9/13/2018

YERBA BUENA HIGH SCHOOL  
TRACK & FIELD RESURFACING  
1855 Lucretia Ave  
San Jose, CA

SCALE:	N.T.S.
DESIGNED:	BTL
DATE:	8/31/2018
DRAWN:	-
PROJ.	18-120
APPROVED:	

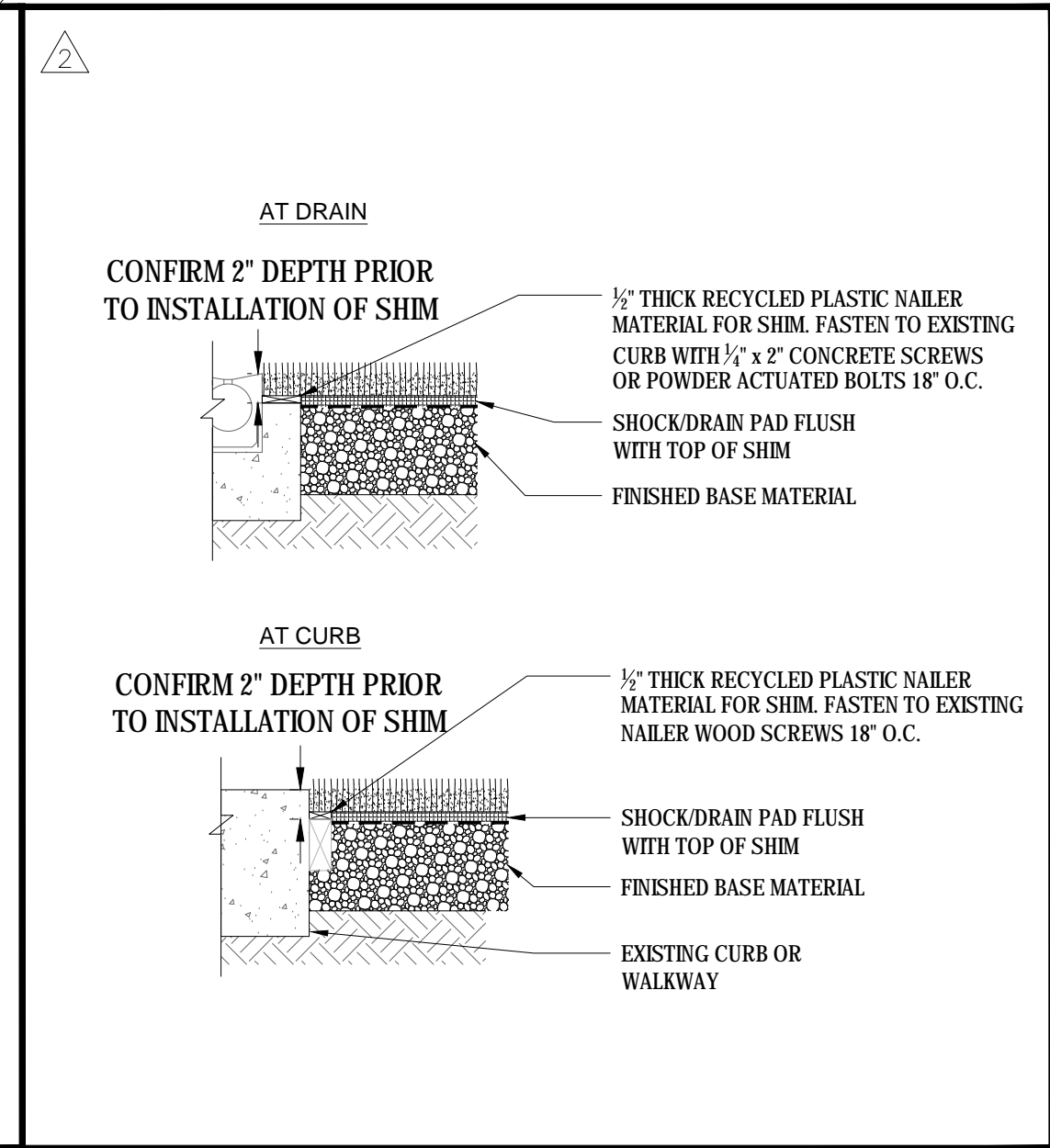
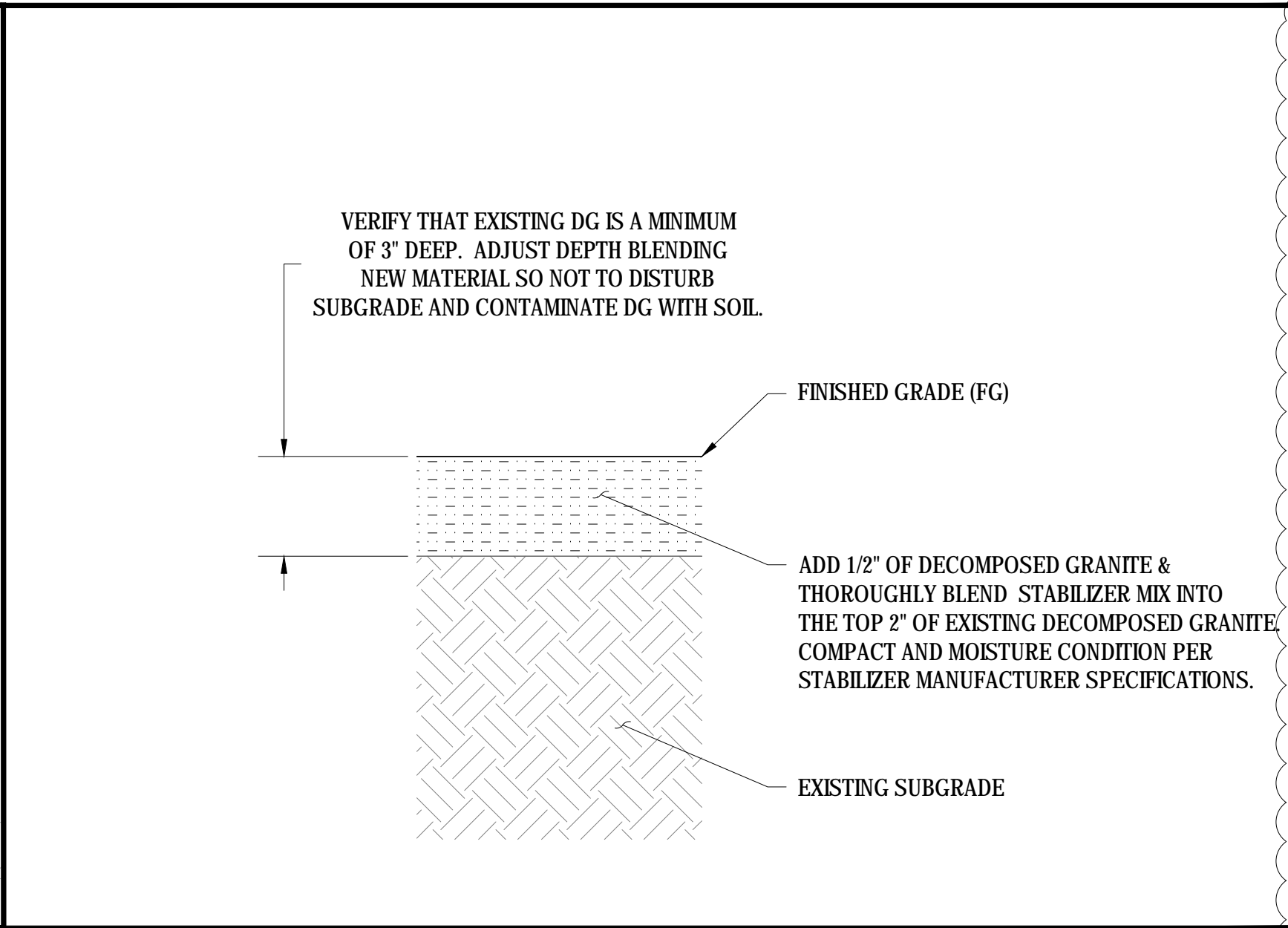
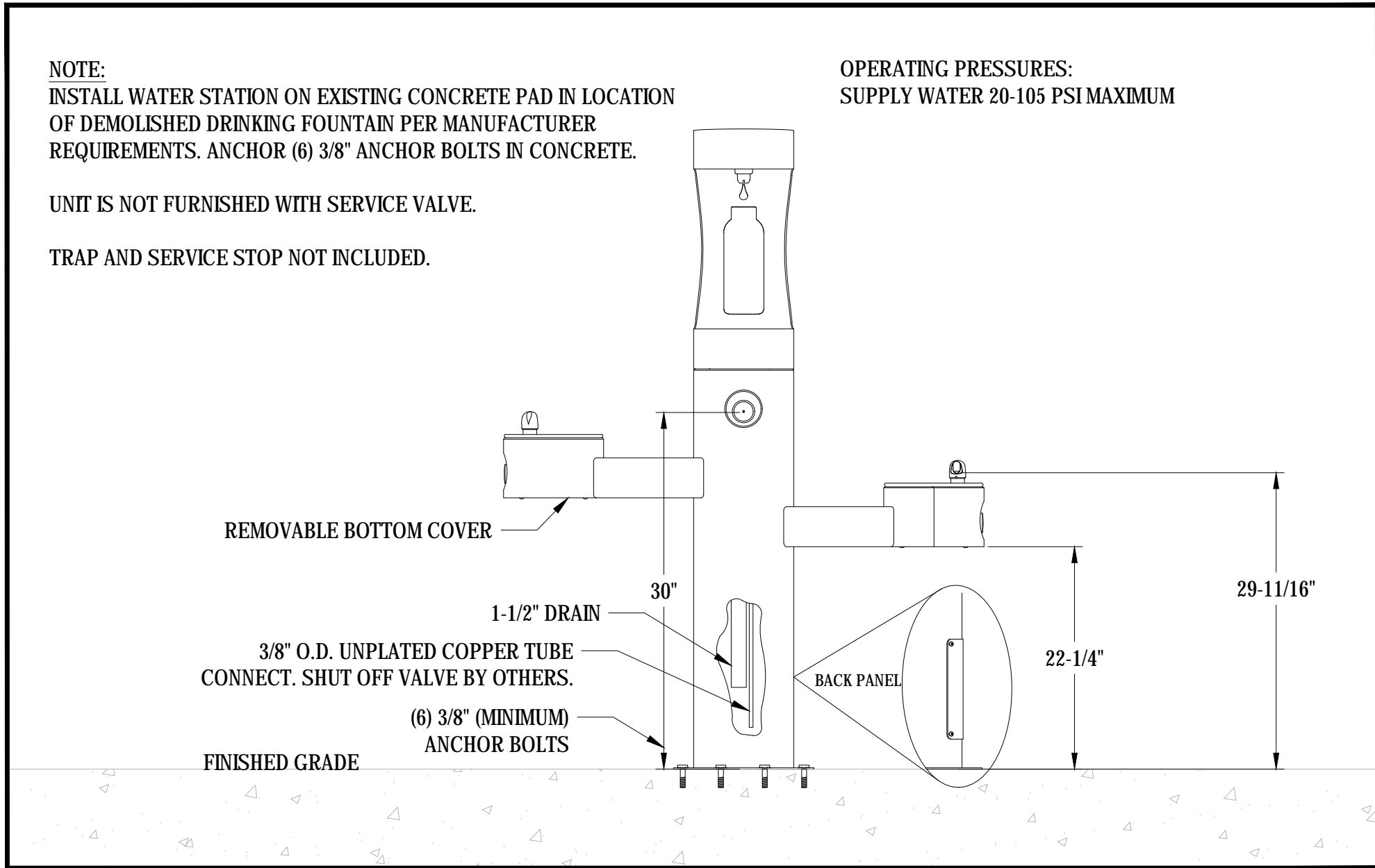
DETAILS

DWG. NO.

TF-05



This plan document set is the sole property of Lloyd Consulting Group, LLC. No alterations to these plans, other than adding "as-built" information, are allowed by anyone other than authorized Lloyd Consulting Group, LLC employees.



01	DRINKING FOUNTAIN FILLING STATION
	SCALE: NTS

02	DECOMPOSED GRANITE SURFACING
	SCALE: NTS

03	TURF NAILER SHIM
	SCALE: NTS



REV.		
1	ADDENDA 1	8/31/2018
2	ADDENDA 2	9/13/2018

**YERBA BUENA HIGH SCHOOL  
TRACK & FIELD RESURFACING**  
1855 Lucretia Ave  
San Jose, CA

SCALE:	N.T.S.
DESIGNED:	BTL
DATE:	8/31/2018
DRAWN:	—
PROJ.	18-120
APPROVED:	

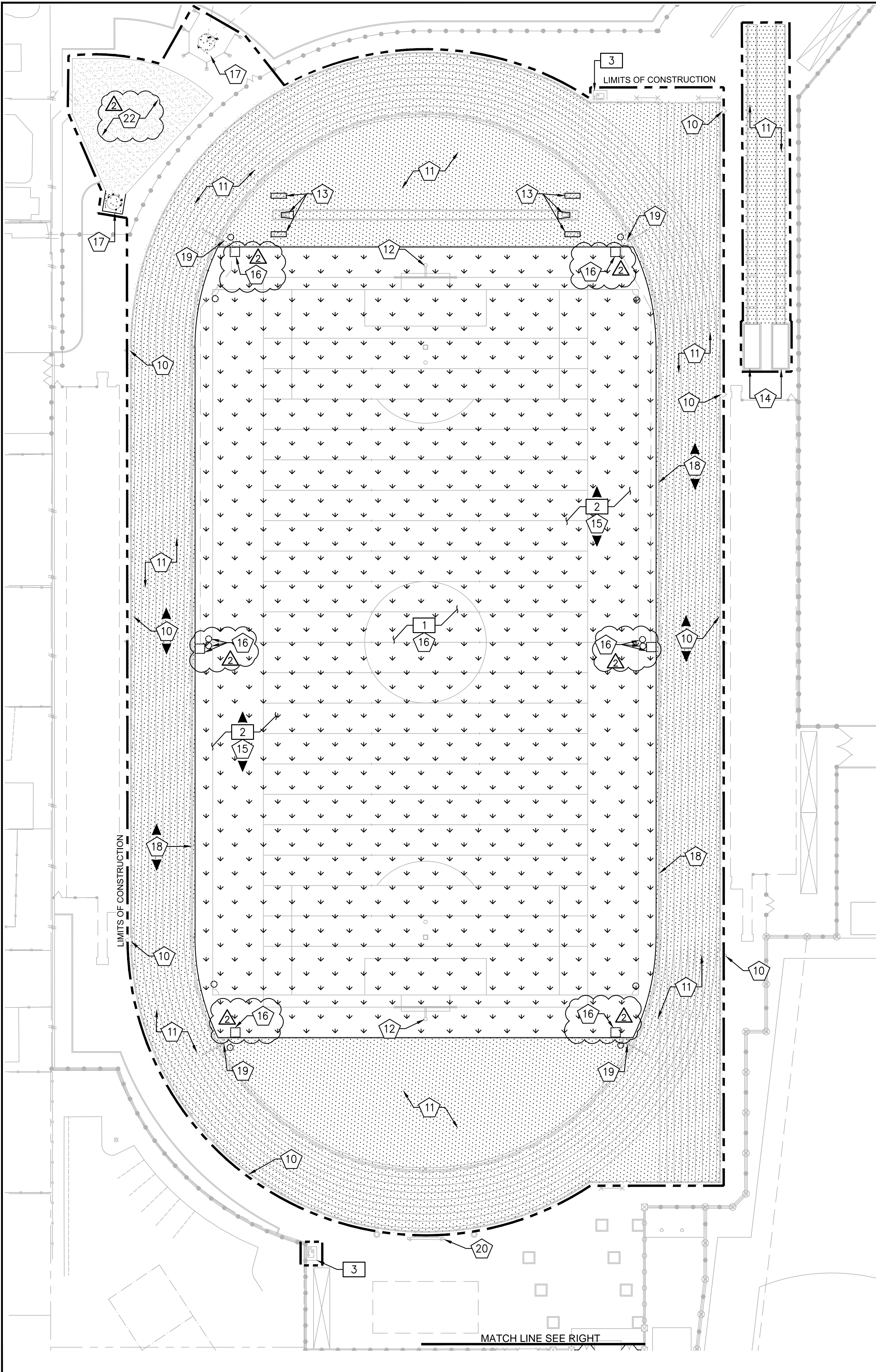
**DETAILS**

DWG. NO.

**TF-06**



This plan document set is the sole property of Lloyd Consulting Group, LLC. No alterations to these plans, other than adding "as-built" information, are allowed by anyone other than authorized Lloyd Consulting Group, LLC employees.



### PROTECT IN PLACE NOTES

- 10 PROTECT IN PLACE EXISTING CONCRETE CURB, PERIMETER FENCE, AND GATES.
- 11 PROTECT IN PLACE EXISTING TRACK SURFACE AND ASPHALT BASE. CONTRACTOR TO CLEAN SURFACE OFF ALL DEBRIS. THE CONTRACTOR MUST THOROUGHLY INSPECT ENTIRE SURFACE AND REPAIR HOLES, CHIPS, CRACKS, BUMPS AND DIPS. REPAIR METHODS ARE TO BE SUBMITTED AND APPROVED BY ENGINEER PRIOR TO IMPLEMENTATION. CONTRACTOR MUST NOTIFY ENGINEER OF ANY DEFECTS WHICH MAY AFFECT THE LONG TERM STABILITY AND DURABILITY OF PAVEMENT AND TRACK SURFACING.
- 12 PROTECT IN PLACE EXISTING FOOTBALL GOAL POSTS.
- 13 PROTECT IN PLACE EXISTING POLE VAULT PIT AND CONCRETE PADS.
- 14 PROTECT IN PLACE EXISTING LONG/TRIPLE JUMP SAND PITS.
- 15 VERIFY LOCATIONS AND PROTECT IN PLACE ALL EXISTING IRRIGATION AND/OR COMMUNICATION BOXES TO ACCOMMODATE RESURFACING.
- 16 PROTECT IN PLACE EXISTING IRRIGATION, DRAINAGE PIPES AND DRAIN INLETS. CONTRACTOR MUST VERIFY EXISTING IRRIGATION AND/OR DRAINAGE LOCATIONS AND MAINTAIN FLOW AND AUTOMATED CONTROL SERVICE TO ANY ADJACENT LANDSCAPE OR DRAINAGE AREAS DURING AND AFTER CONSTRUCTION.
- 17 PROTECT IN PLACE EXISTING SHOTPUT AND DISCUS THROW PADS.
- 18 PROTECT IN PLACE EXISTING SLOT DRAIN. CLEAN AND FLUSH ALL DRAINS PER SPECIFICATIONS.
- 19 PROTECT IN PLACE EXISTING LANE GATES.
- 20 PROTECT IN PLACE EXISTING SCOREBOARD.
- 21 PROTECT IN PLACE EXISTING SYNTHETIC SURFACE. CLEAN AND PREPARE AREA FOR SPRAY COAT FINISH.
- 22 PROTECT IN PLACE EXISTING SHOT PUT AREA. REMOVE ALL WEEDS, ORGANIC MATERIAL AND DEBRIS FROM EXISTING SHOT PUT AREA.

### DEMOLITION NOTES

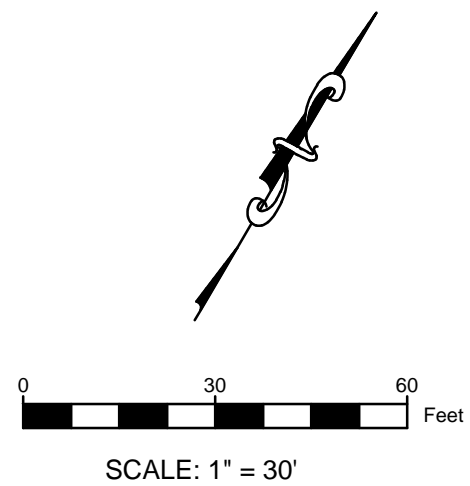
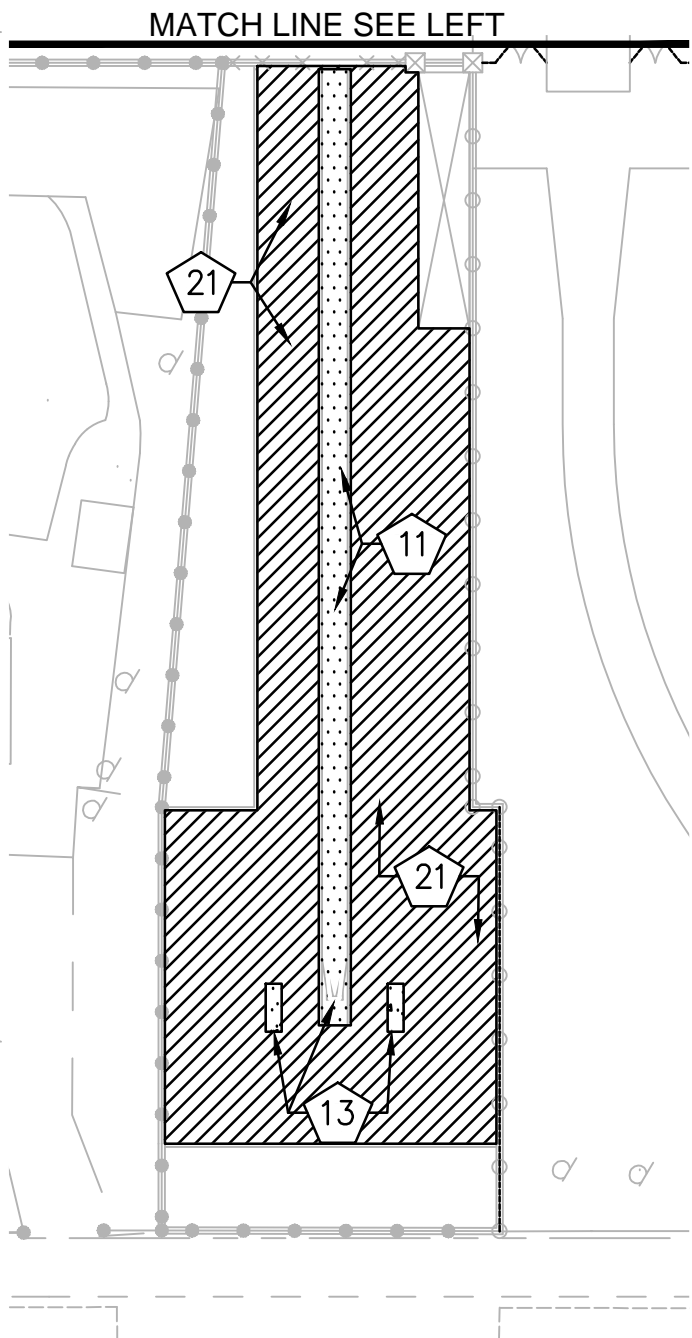
- 1 REMOVE AND DISPOSE OF EXISTING SYNTHETIC TURF AND INFILL. DISPOSE OF TURF AND INFILL PER LOCAL CODES AND REQUIREMENTS.
- 2 REMOVE AND DISPOSE OF EXISTING SYNTHETIC TURF FROM ALL IRRIGATION AND COMMUNICATION BOXES. CONTRACTOR TO CONFIRM BOX LOCATIONS – ACTUAL BOX LOCATIONS NOT SHOWN. CONTRACTOR MUST LOCATE ALL BOXES IN FIELD.
- 3 REMOVE AND REPLACE EXISTING DRINKING FOUNTAINS.

### GENERAL NOTES

1. CONTRACTOR MUST REMOVE AND DISPOSE OF ALL WEEDS, LOOSE MATERIALS, AND THOROUGHLY CLEAN THE TRACK/RUNWAY. DG AREAS TO RECEIVE THE NEW SURFACE.
2. AT THE CONCLUSION OF THE REPAIRS AND PREPARATION NO EXPOSED CONCRETE SURFACES SHALL BE VISIBLE ALONG THE PERIMETER AND OR EDGES OF ANY AREAS INTENDED FOR A SYNTHETIC TRACK AND FIELD RUNNING OR JUMPING SURFACE.
3. EXISTING STORM DRAIN FACILITIES WITHIN THE LIMITS OF CONSTRUCTION MUST BE PROTECTED FROM CONSTRUCTION DEBRIS INTRUSION AND MUST BE FLUSHED OUT AND CLEANED BY THE CONTRACTOR.
4. THE CONTRACTOR SHALL PROVIDE AND INSTALL EROSION CONTROL ITEMS SUCH AS SILT FENCING, HAY BALES, STABILIZED CONSTRUCTION ENTRANCES, AND INLET SEDIMENT TRAPS AS REQUIRED BY LOCAL CODE. THE CONTRACTOR IS RESPONSIBLE TO PROVIDE ANY EROSION CONTROL PLANS REQUIRED BY GOVERNMENT AGENCIES, AND OBTAIN ANY REQUIRED PERMITS.
5. CONTRACTOR IS RESPONSIBLE FOR MAINTAINING IRRIGATION SERVICE TO EXISTING LANDSCAPE MATERIAL TO REMAIN AND TO ADJACENT FIELDS BOTH DURING AND AFTER CONSTRUCTION.
6. THE CONTRACTOR MUST CONTACT LOCAL UTILITY LOCATION SERVICES PRIOR TO CONSTRUCTION.
7. THE CONTRACTOR MUST PROTECT IN PLACE ALL EXISTING UTILITIES. THE CONTRACTOR IS RESPONSIBLE FOR REPAIR OR REPLACEMENT OF UTILITIES DAMAGED DURING CONSTRUCTION.
8. THE CONTRACTOR IS RESPONSIBLE FOR RENOVATING ALL INFIELD BOXES PER PLAN NOTES AND DETAILS.

### LEGEND

- |  |   |
|--|---|
|  | EXISTING TRACK SURFACE TO BE PROTECTED              |
|  | EXISTING SYNTHETIC TURF PLAYING FIELD TO BE REMOVED |
|  | EXISTING CONCRETE TO BE PROTECTED IN PLACE          |
|  | EXISTING DECOMPOSED GRANITE MATERIAL                |
|  | EXISTING SYNTHETIC SURFACE TO BE PROTECTED.         |
|  | LIMITS OF CONSTRUCTION                              |
|  | KEYNOTE CALLOUT SYMBOL                              |



REV.	
1	ADDENDA 1 8/31/2018
2	ADDENDA 2 9/13/2018

JAMES LICK HIGH SCHOOL  
TRACK & FIELD RESURFACING  
57 N. White Road  
San Jose, CA

SCALE:	1"=30'
DESIGNED:	BTL
DATE:	8/31/2018
DRAWN:	ZTP
PROJ.	18-120
APPROVED:	

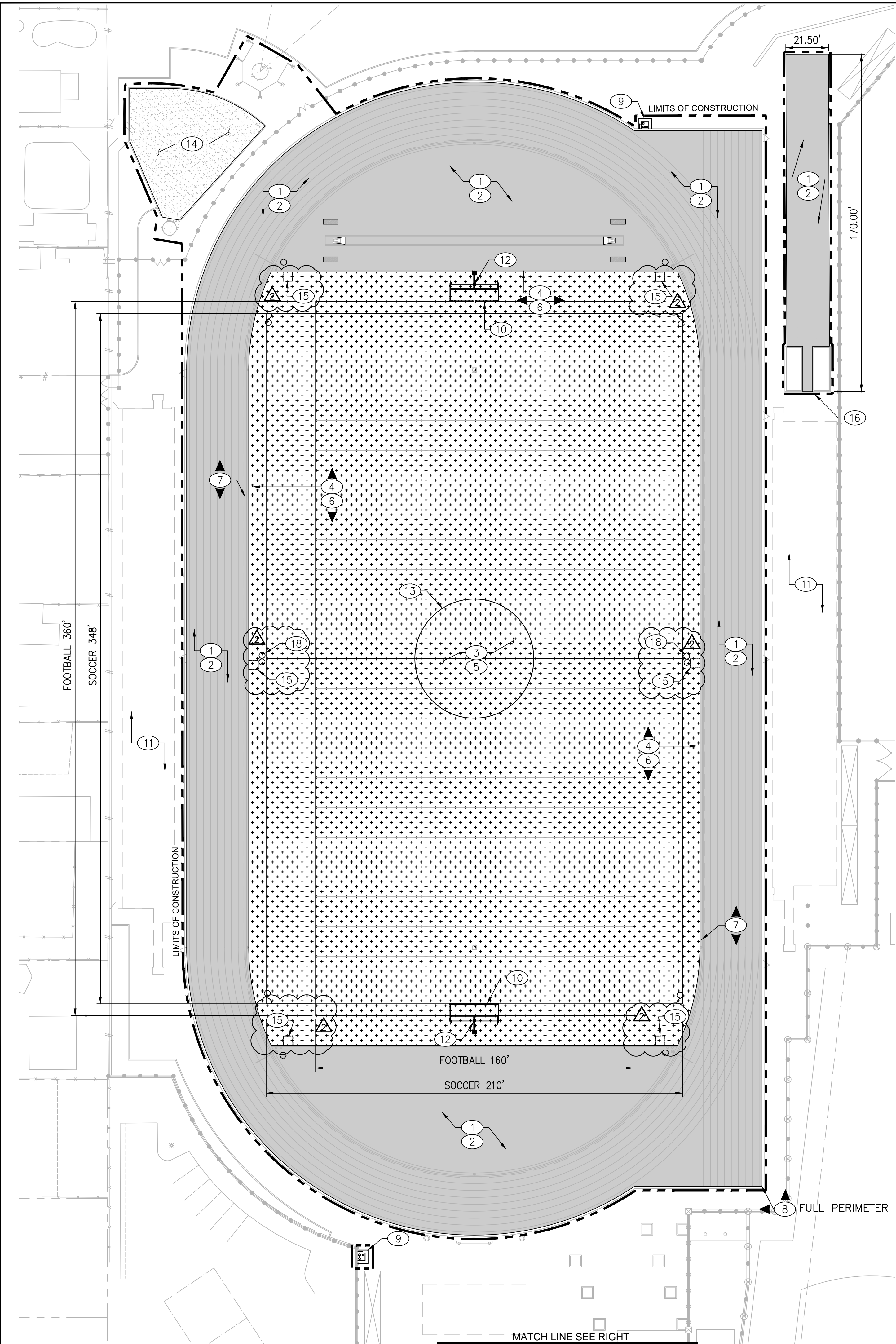
### DEMOLITION PLAN

DWG. NO.

TF-02



This plan document set is the sole property of Lloyd Consulting Group, LLC. No alterations to these plans, other than adding "as-built" information, are allowed by anyone other than authorized Lloyd Consulting Group, LLC employees.



SURFACING NOTES:

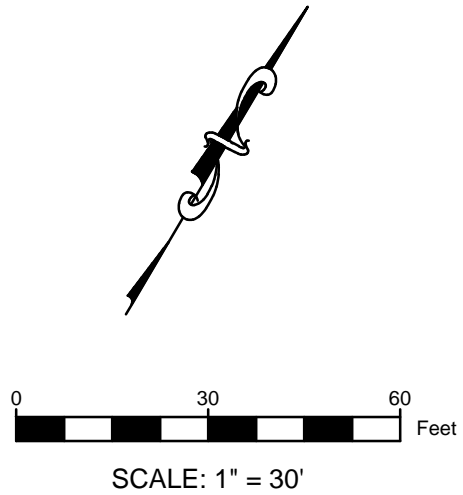
1. INSTALL SYNTHETIC TRACK OVERLAY ON EXISTING RUNNING TRACK, D-ZONES, LONG/TRIPLE JUMP RUNWAYS & LANDING PIT COVERS PER DETAIL 02 ON SHEET TF-05.
2. STRIPE TRACK AND RUNWAYS PER NFHS REQUIREMENTS AND PER SPECIFICATIONS. SEE DETAIL 04 ON SHEET TF-05.
3. PRIOR TO SHOCK PAD/DRAIN LAYER INSTALLATION THE CONTRACTOR MUST CORRECT ANY RIDGES OR DEPRESSIONS IN PLAYING FIELD BASE THAT DO NOT MEET GRADING TOLERANCES PER THE SPECIFICATIONS.
4. ADJUST PLAYING FIELD BASE ELEVATIONS AT FIELD PERIMETER AND ADJUST NAILER BOARD ELEVATIONS TO MAINTAIN SMOOTH/FLUSH TRANSITION BETWEEN TURF AND TRACK SURFACES WITH NO GRADING GAP OR LIP. CONTRACTOR MUST REPLACE DAMAGED NAILER BOARDS. SEE DETAIL 06 ON SHEET TF-05.
5. INSTALL SYNTHETIC TURF SYSTEM WITH SHOCK PAD, DRAIN LAYER AND GEOTEXTILE FABRIC PER DETAIL 01 ON SHEET TF-05.
6. ATTACH SYNTHETIC TURF TO NAILER BOARD PER DETAIL 06 ON SHEET TF-05.
7. ALL SLOT DRAIN INLET OPENINGS TO REMAIN OPEN AND FREE OF SURFACING.
8. REPAIR EXISTING FENCE RAILS AS NEEDED. CLEAN, PRIME AND PAINT POSTS, RAILS & GATES. INSTALL NEW VINYL CLAD FABRIC ON FENCE AND GATES. REPAIR GATES & HARDWARE AS NEEDED. (COLOR BLACK)
9. INSTALL ELKAY HIGH/LOW ACCESSIBLE DRINKING FOUNTAIN WITH BOTTLE FILLER AT EXISTING DRINKING FOUNTAIN LOCATIONS PER DETAIL 01 ON SHEET TF-06.
10. INSTALL SOCCER GOALS WITH ANCHOR WEIGHTS PER SPECIFICATIONS.
11. CONTRACTOR TO PRESSURE WASH AND CLEAN ALL BLEACHERS AT THE END OF CONSTRUCTION.
12. CLEAN AND POWDER COAT GOAL POSTS NEON YELLOW AND REPLACE WIND FLAGS AT TOP OF POSTS PER SPECIFICATIONS.
13. REFER TO SHEET TF-04 FOR FOOTBALL AND SOCCER FIELD STRIPING LAYOUT.
14. APPLY 1/2" OF MATCHING DECOMPOSED GRANITE AND STABILIZER AND RE-COMPACT TO FINISHED GRADE PER DETAIL 02 ON SHEET TF-06.
15. ADJUST EXISTING COMMUNICATION/ELECTRICAL AND IRRIGATION BOXES TO UNDERSIDE OF SYNTHETIC SURFACING, PER DETAIL 07 AND 08 ON SHEET TF-05.
16. CLEAN ALL SAND FROM PAVED AREAS. REFRESH SAND PITS TO BE LEVEL WITH CURBS.
17. CLEAN AND PREPARE AREA TO RECEIVE OVERLAY SPRAY COAT. INSTALL SPRAY COAT FINISH (COLOR BLACK).
18. ADJUST STORM DRAIN CLEANOUT ELEVATION TO UNDERSIDE OF SYNTHETIC SURFACING PER DETAIL 08 ON SHEET TF-05.

GENERAL NOTES:

1. ALL COMPETITION REQUIRED STRIPES AND MARKINGS MUST BE INLAID AND MUST MEET THE LATEST REQUIREMENTS OF NFHS FOOTBALL AND SOCCER RULES. FOOTBALL MARKINGS TO BE WHITE AND SOCCER MARKINGS TO BE YELLOW.
2. GENERAL CONTRACTOR IS RESPONSIBLE FOR PREPARATION OF THE BASE IN THE TURF AREAS AND FOR COORDINATION WITH THE TURF INSTALLER'S WORK. TURF INSTALLER MUST SUBMIT COMPLETE SHOP DRAWINGS AND COLOR SAMPLES FOR REVIEW AND APPROVAL PRIOR TO INSTALLATION OF SYNTHETIC TURF. SUBMITTALS FOR SHOP DRAWINGS AND COLOR SAMPLES MUST BE IN ACCORDANCE WITH THE SPECIFICATIONS.
3. THE OWNER MUST REVIEW AND APPROVE THE FONTS USED FOR YARD LINE NUMBERING, ENDZONE LETTERING, AND TRACK MARKINGS PRIOR TO INSTALLATION OF THE SYNTHETIC TURF OR STRIPING OF THE TRACK.
4. ALL SYNTHETIC SURFACE TRACK MARKINGS MUST BE CALIBRATED, CERTIFIED, AND CONFORM TO THE LATEST REQUIREMENTS OF NFHS.
5. THE EXISTING DRAINAGE SYSTEM MUST BE MAINTAINED OR REPAIRED WHEREVER DAMAGE IS DISCOVERED. ALL DRAINAGE SYSTEMS WITHIN LIMIT OF WORK SHALL BE CLEANED AND FLUSHED BY CONTRACTOR PER SPECIFICATIONS.
6. SUPPLY 2 BAGGED YARDS OF JUMP PIT SAND FOR ATTIC STOCK.

SURFACING LEGEND:

- SYNTHETIC TURF PLAYING FIELD
- RUBBERIZED SURFACE OVER EXISTING TRACK
- EXISTING CONCRETE SURFACE
- DECOMPOSED GRANITE MATERIAL
- SYNTHETIC SPRAY MAT SURFACE
- LIMITS OF CONSTRUCTION
- KEYNOTE CALLOUT SYMBOL



REV.		
1	ADDENDUM 1	8/31/2018
2	ADDENDUM 2	9/13/2018

JAMES LICK HIGH SCHOOL  
TRACK & FIELD RESURFACING  
57 N. White Road  
San Jose, CA

SCALE:	1"=30'
DESIGNED:	BTL
DATE:	8/31/2018
DRAWN:	ZTP
PROJ.	18-120
APPROVED:	

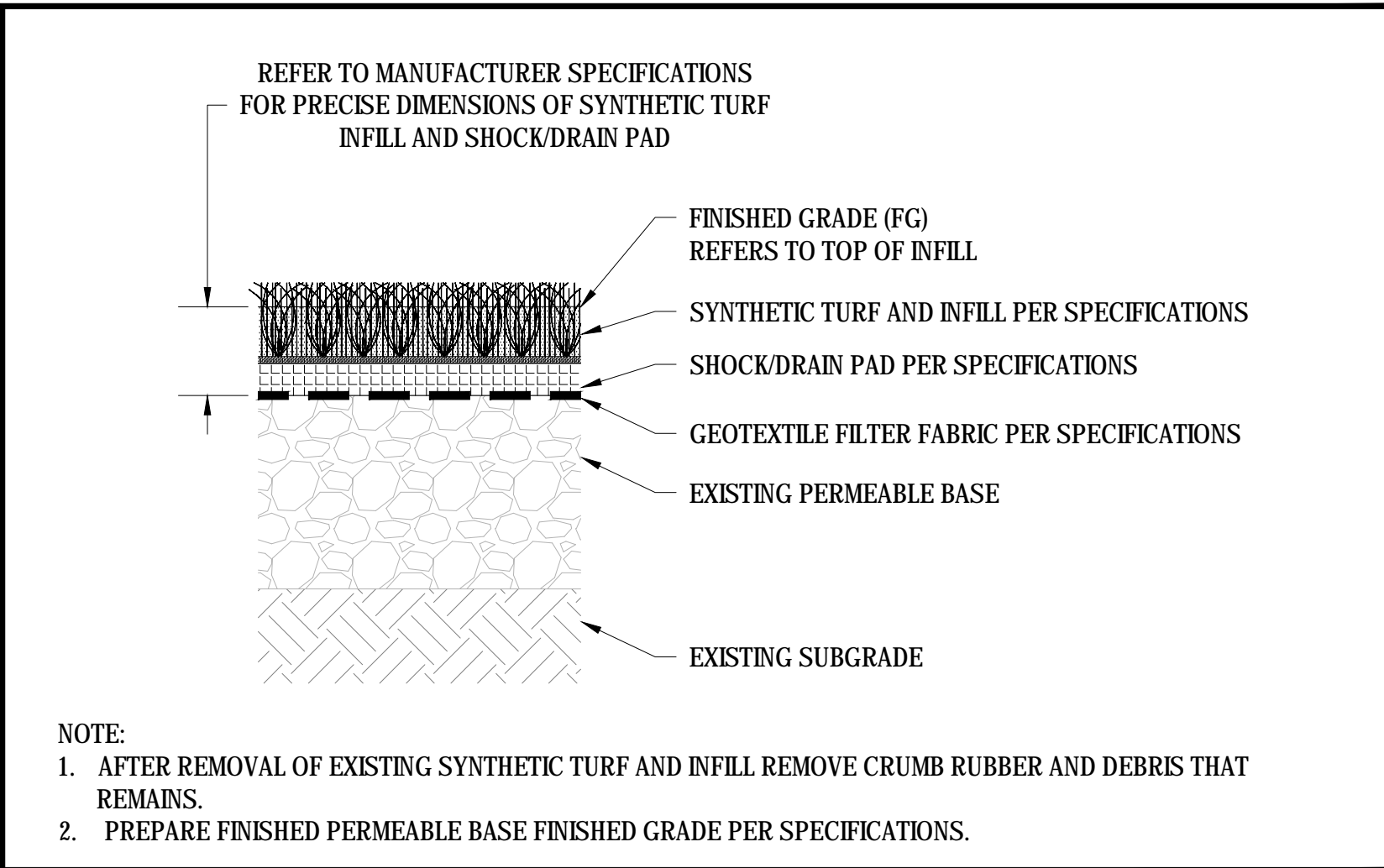
SURFACING PLAN

DWG. NO.

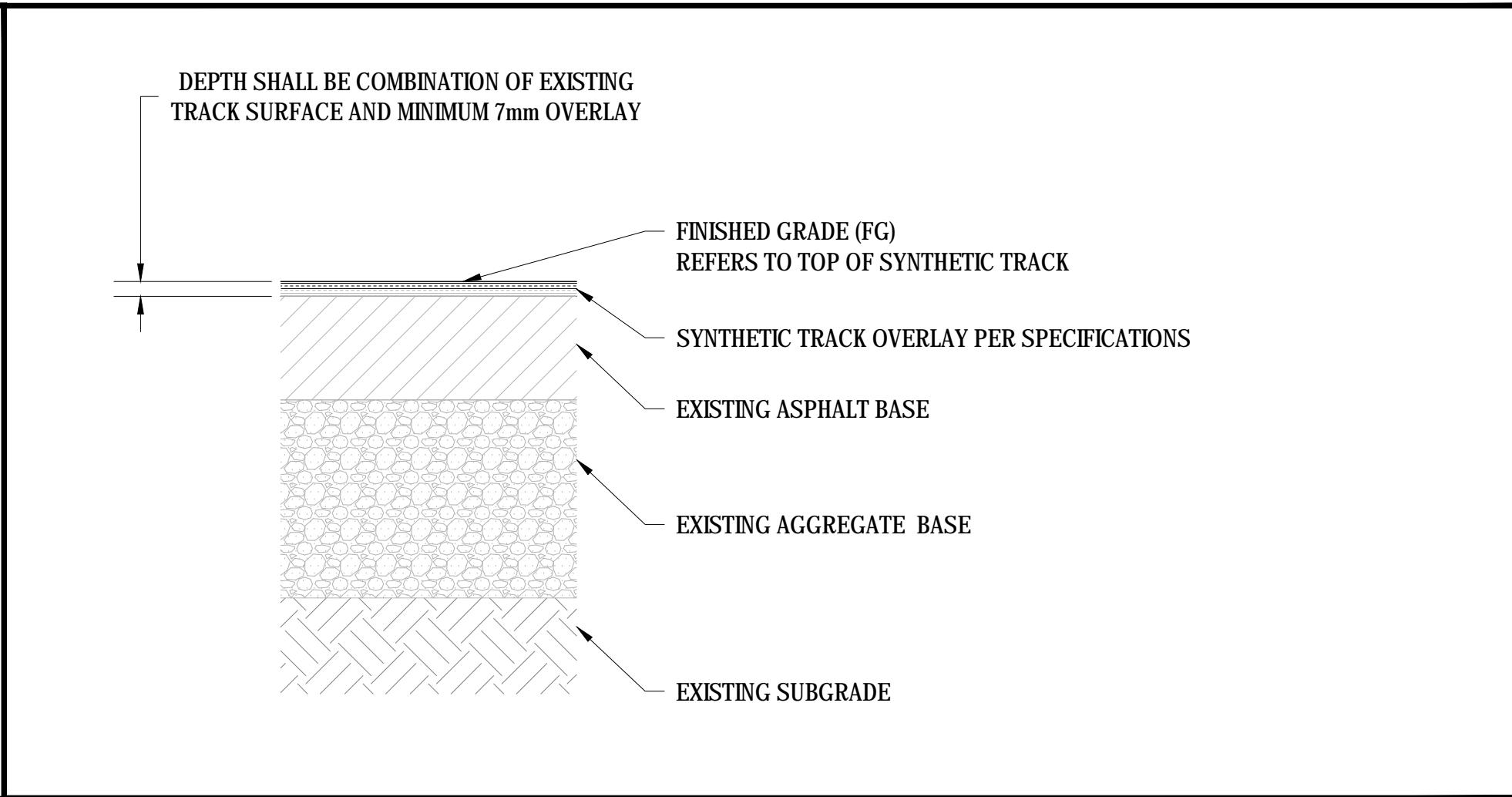
TF-03



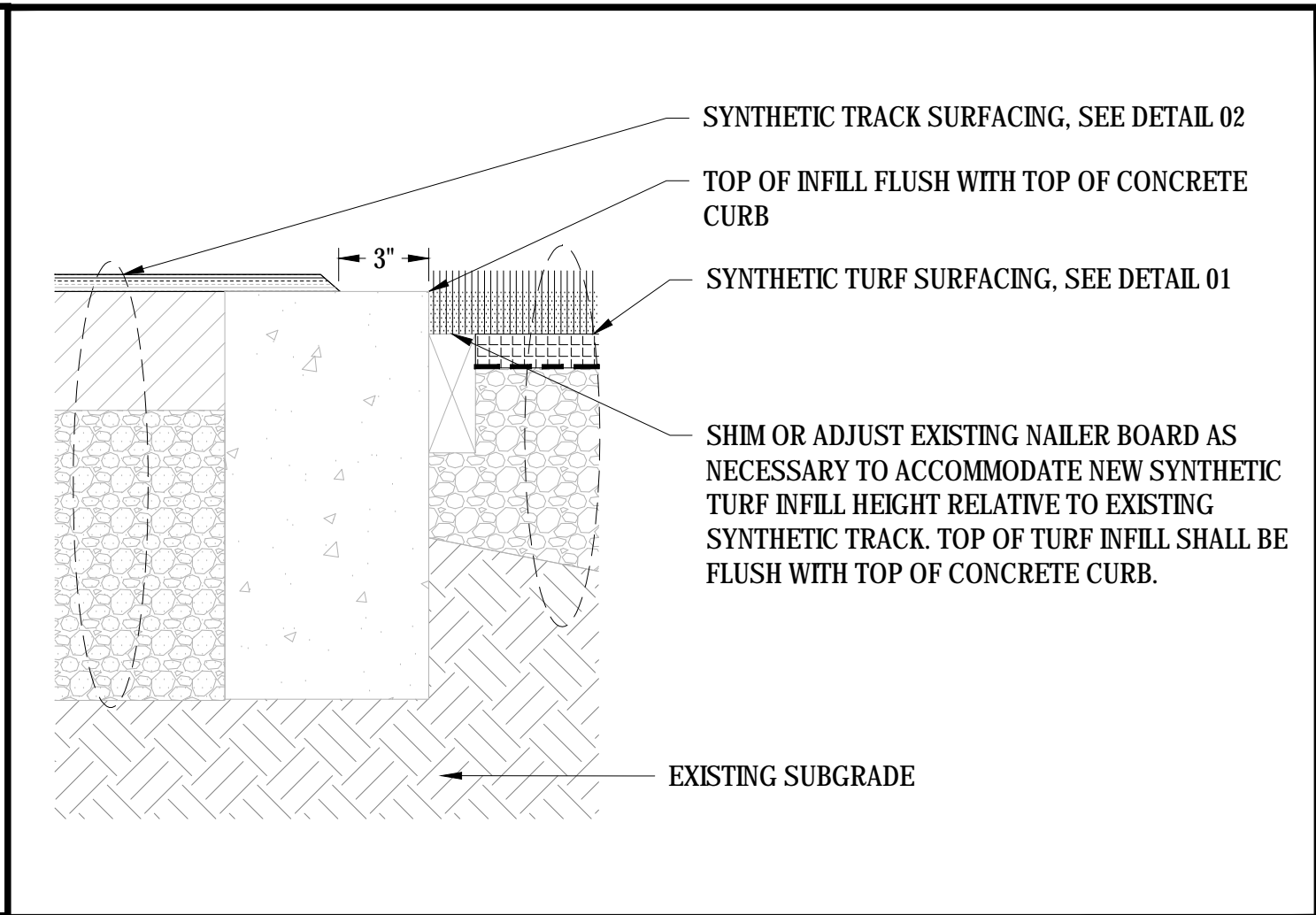
This plan document set is the sole property of Lloyd Consulting Group, LLC. No alterations to these plans, other than adding "as-built" information, are allowed by anyone other than authorized Lloyd Consulting Group, LLC employees.



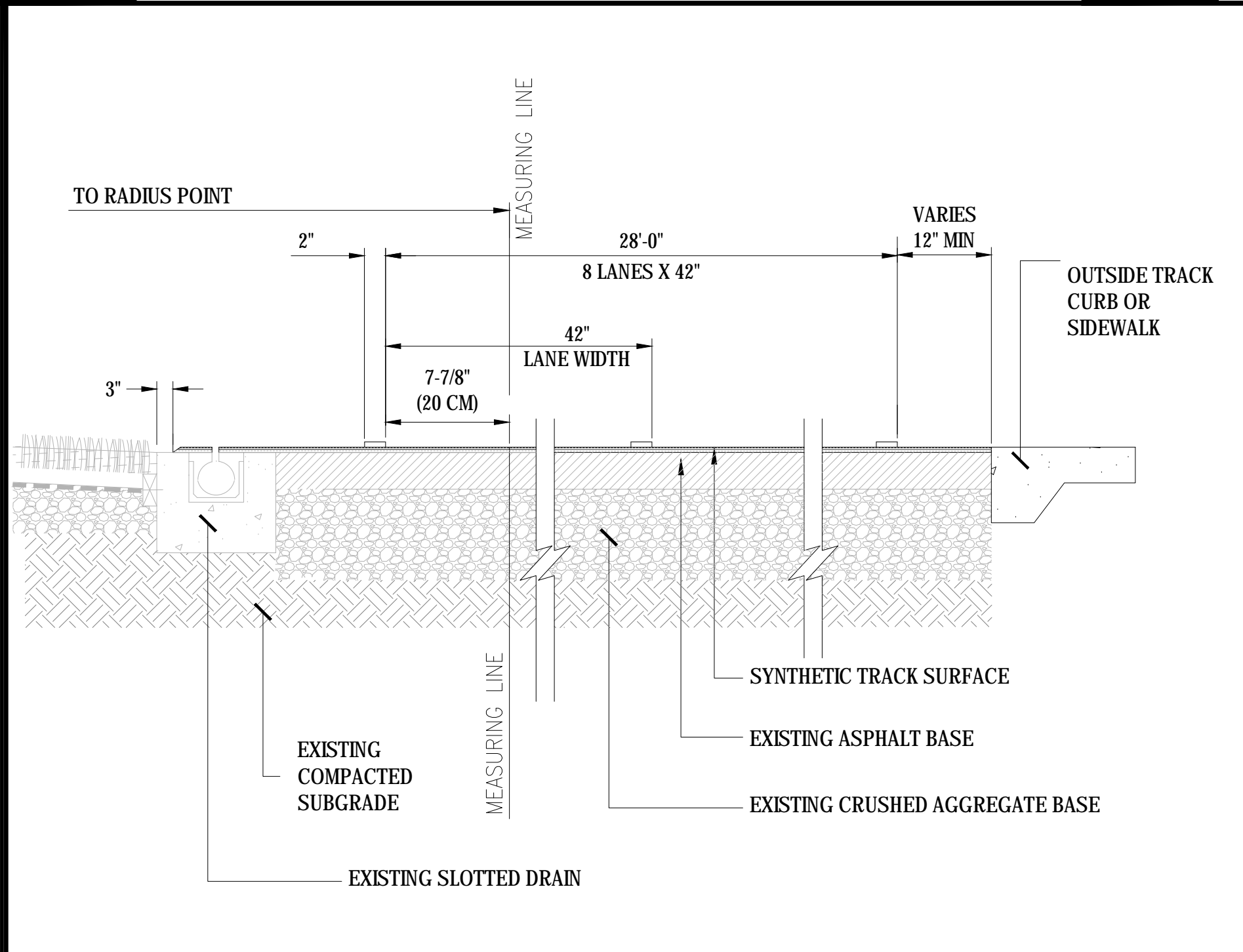
01 SYNTHETIC TURF SURFACING  
SCALE: NTS



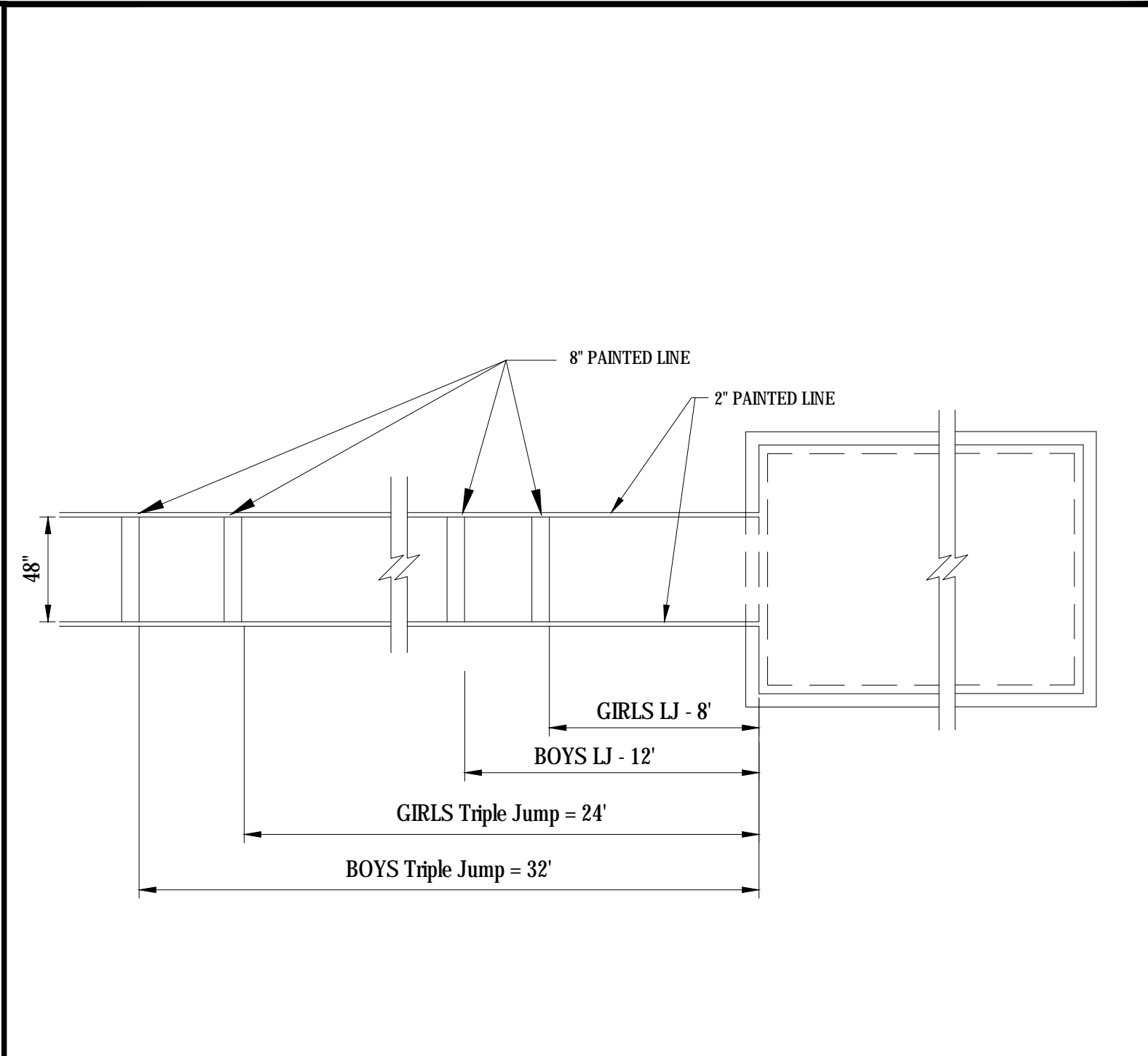
02 SYNTHETIC TRACK SURFACING  
SCALE: NTS



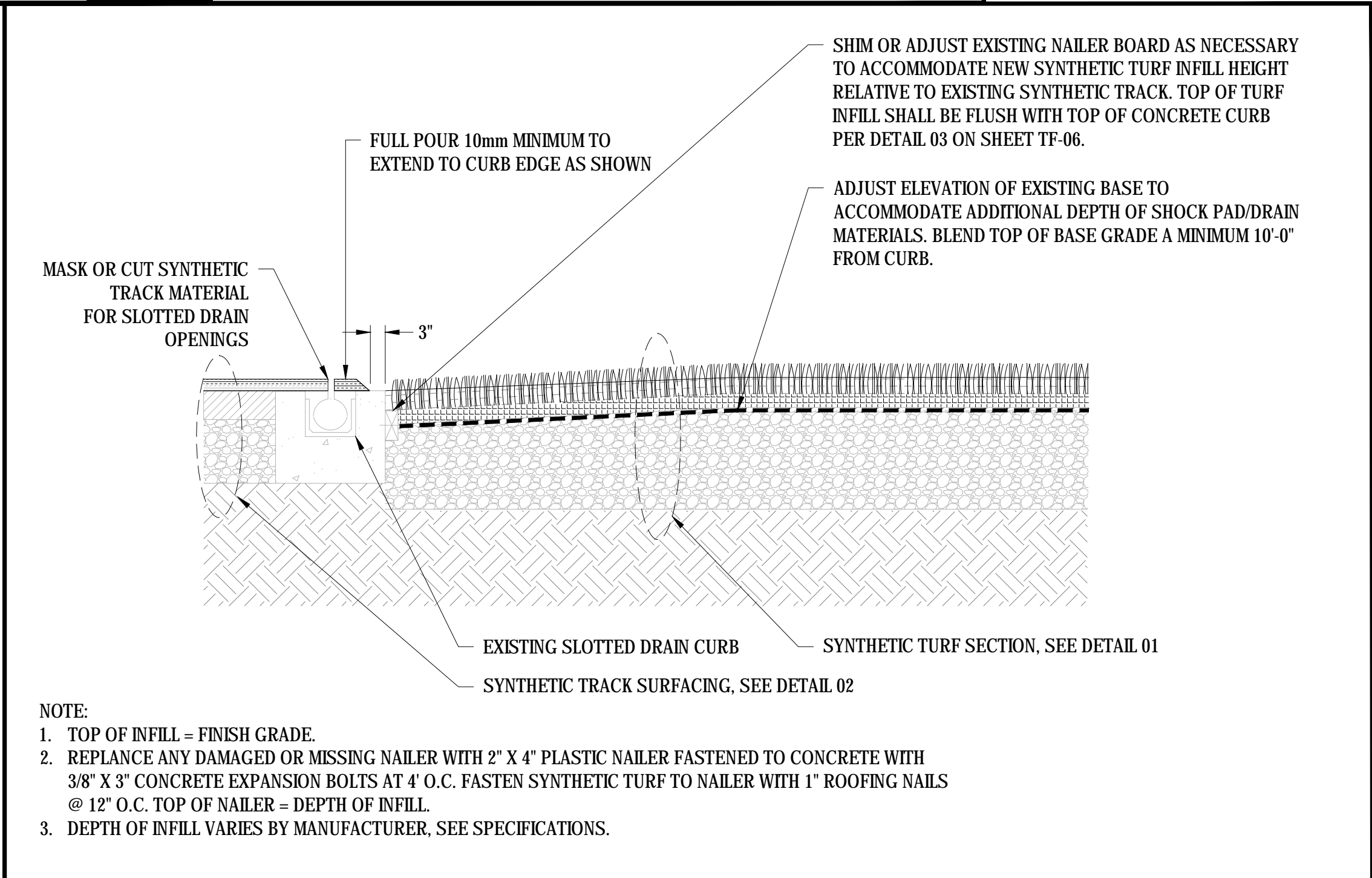
03 SYNTHETIC SURFACING & NAILER AT CURB EDGE  
SCALE: NTS



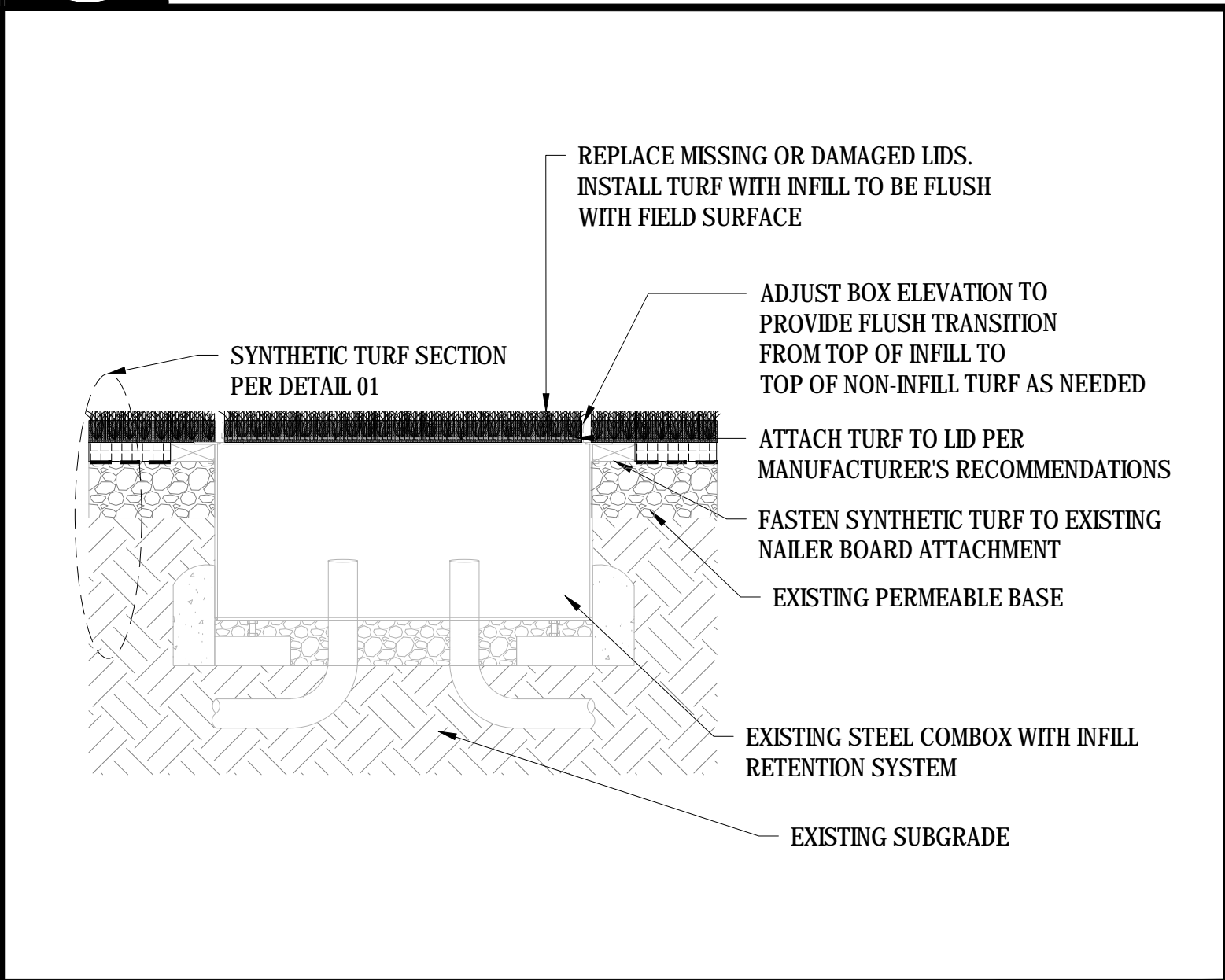
04 RUNNING TRACK LANE DIMENSIONS  
SCALE: NTS



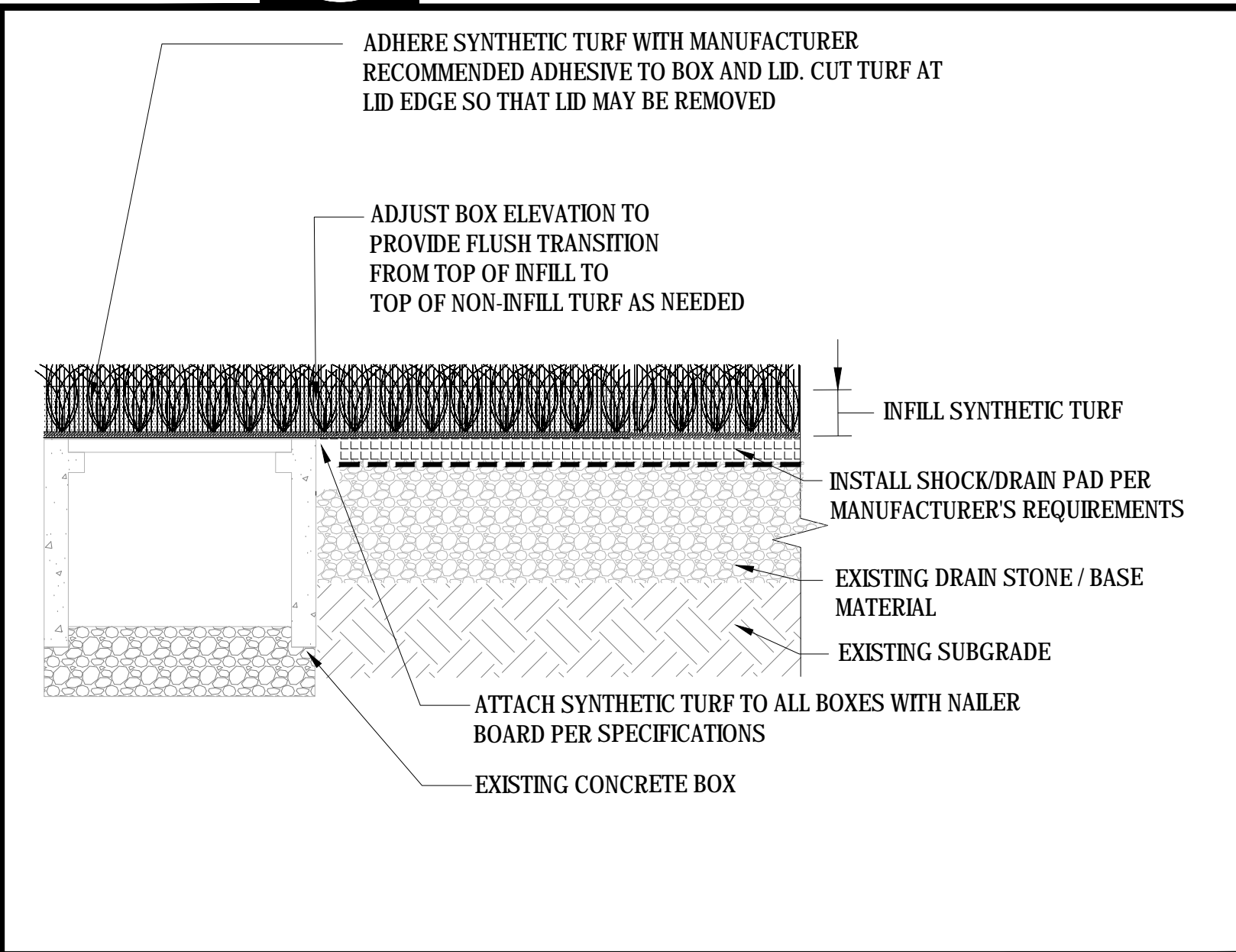
05 LONG/TRIPLE JUMP - PLAN VIEW  
SCALE: NTS



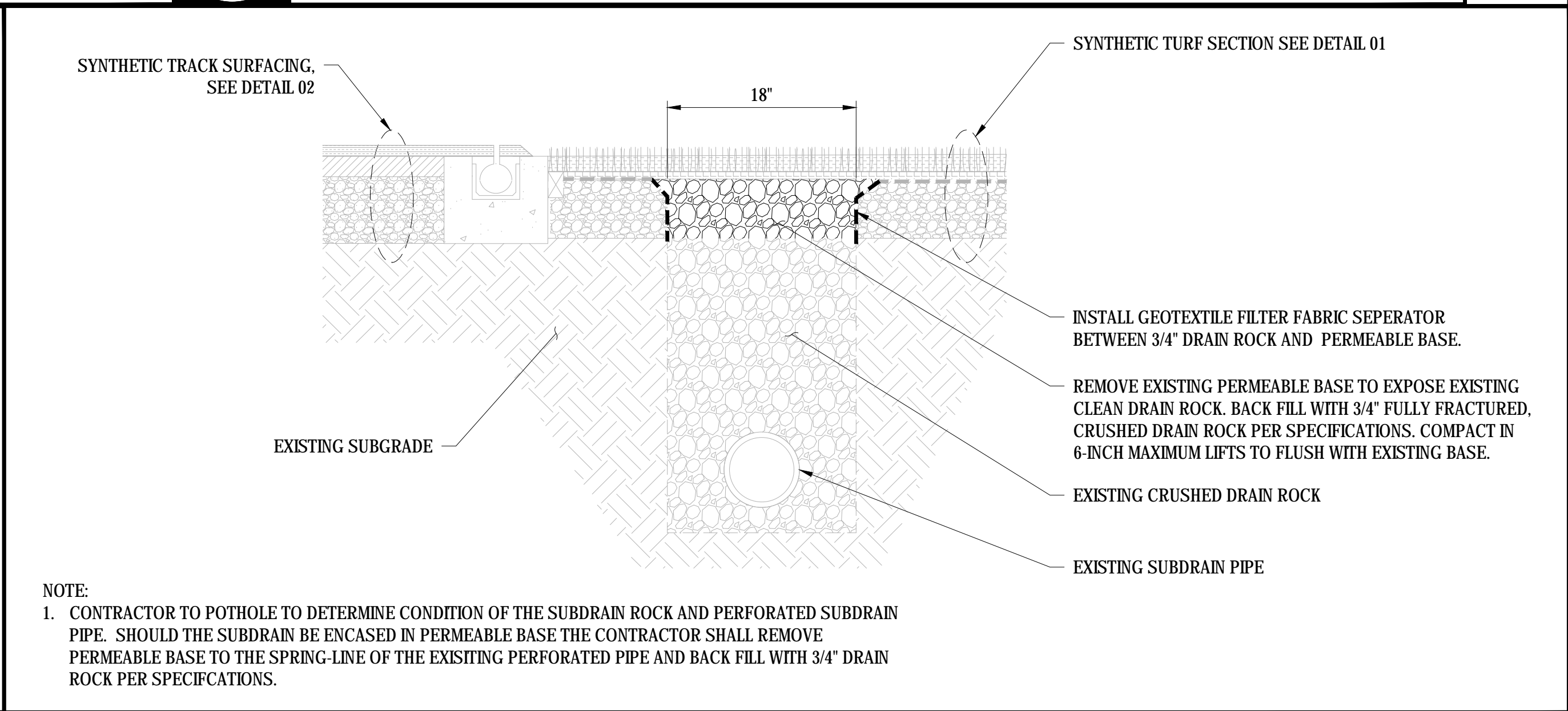
06 SYNTHETIC SURFACING AT SLOTTED DRAIN  
SCALE: NTS



07 EXISTING COMBOX IN SYNTHETIC TURF  
SCALE: NTS



08 EXISTING CONCRETE BOX IN SYNTHETIC TURF  
SCALE: NTS



09 SUBDRAIN REPAIR  
SCALE: NTS

REV.

JAMES LICK HIGH SCHOOL  
TRACK & FIELD RESURFACING

57 N. White Road  
San Jose, CA

SCALE:	N.T.S.
DESIGNED:	BTL
DATE:	8/31/2018
DRAWN:	-
PROJ.	18-120
APPROVED:	

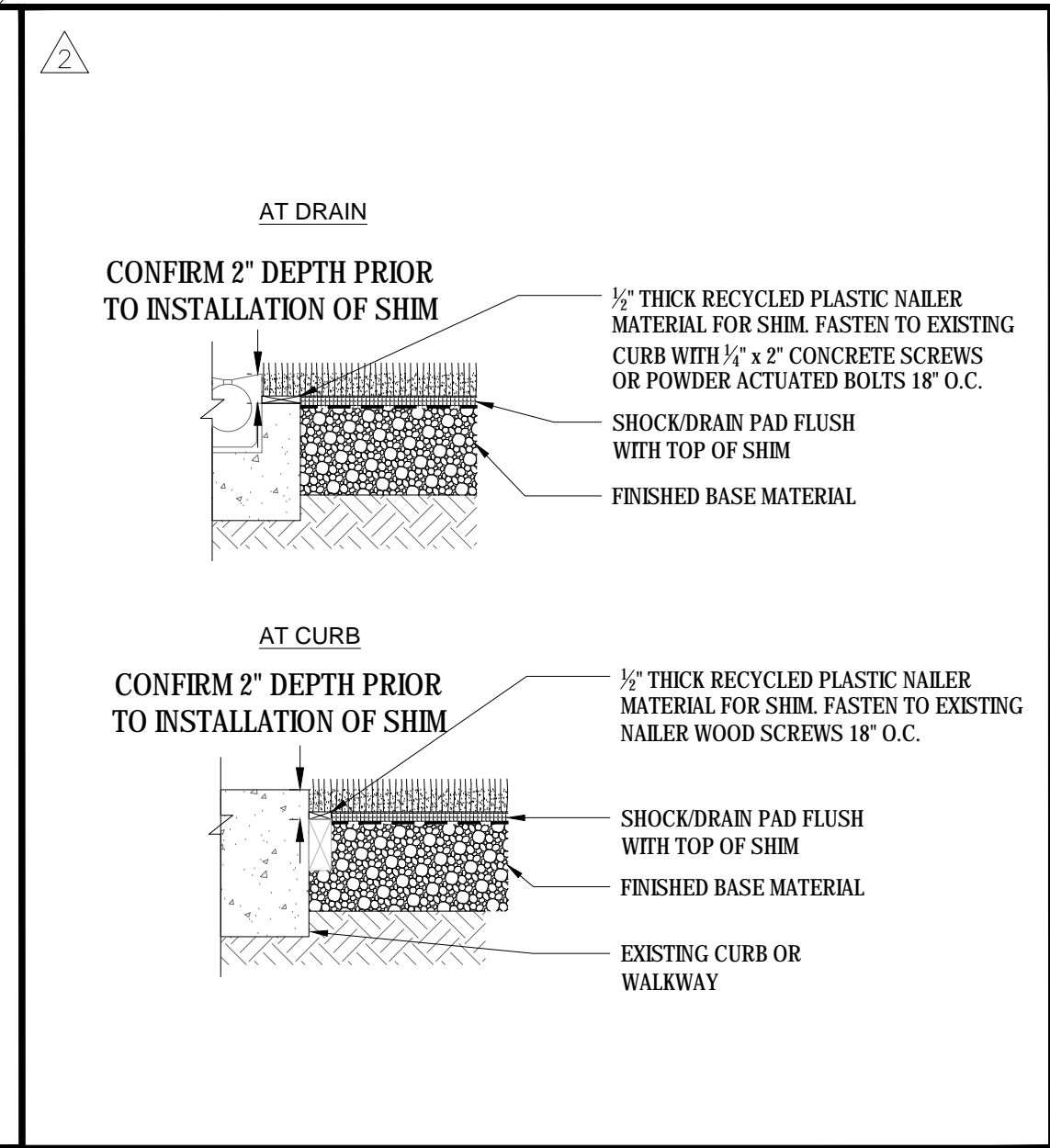
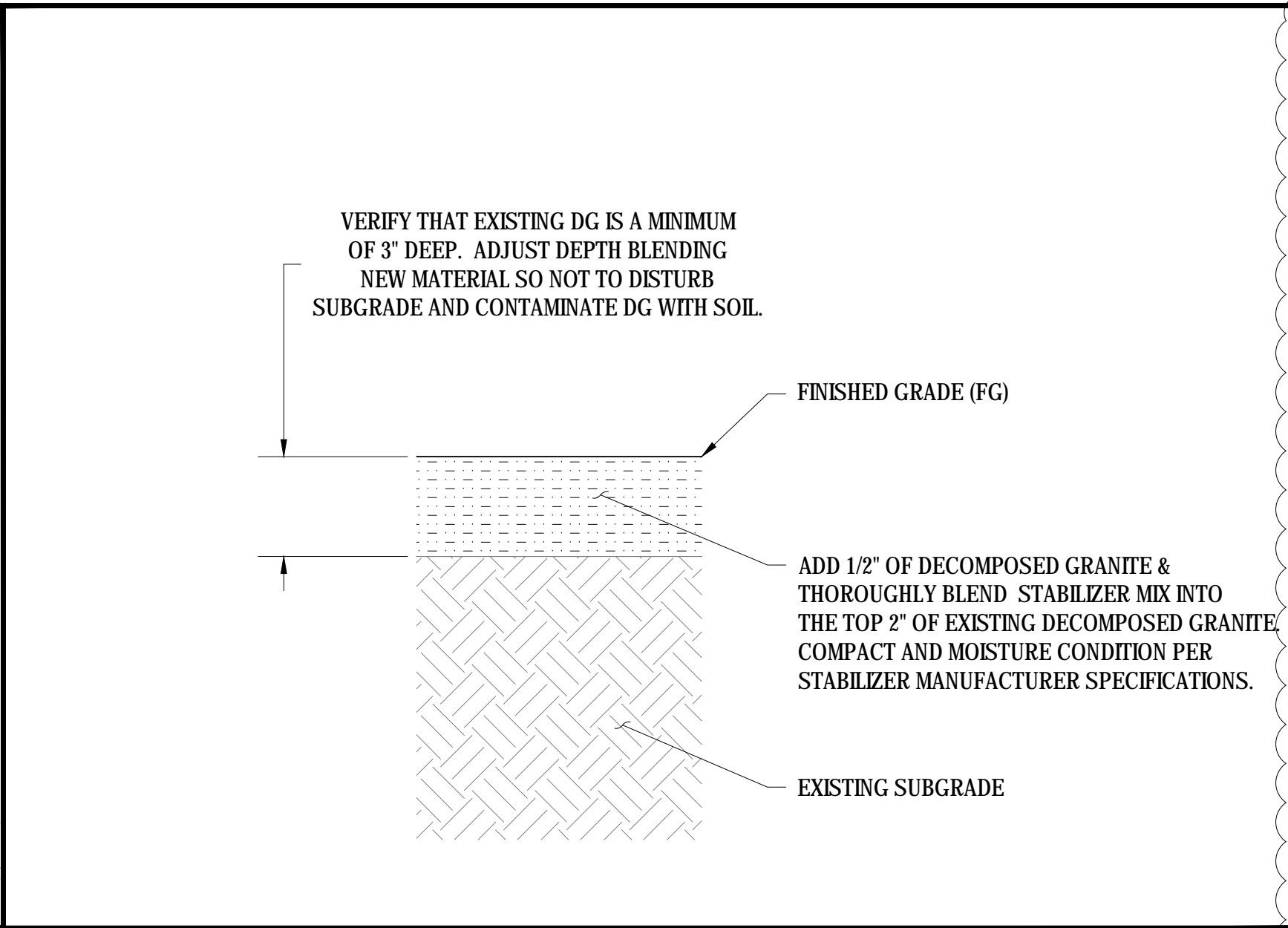
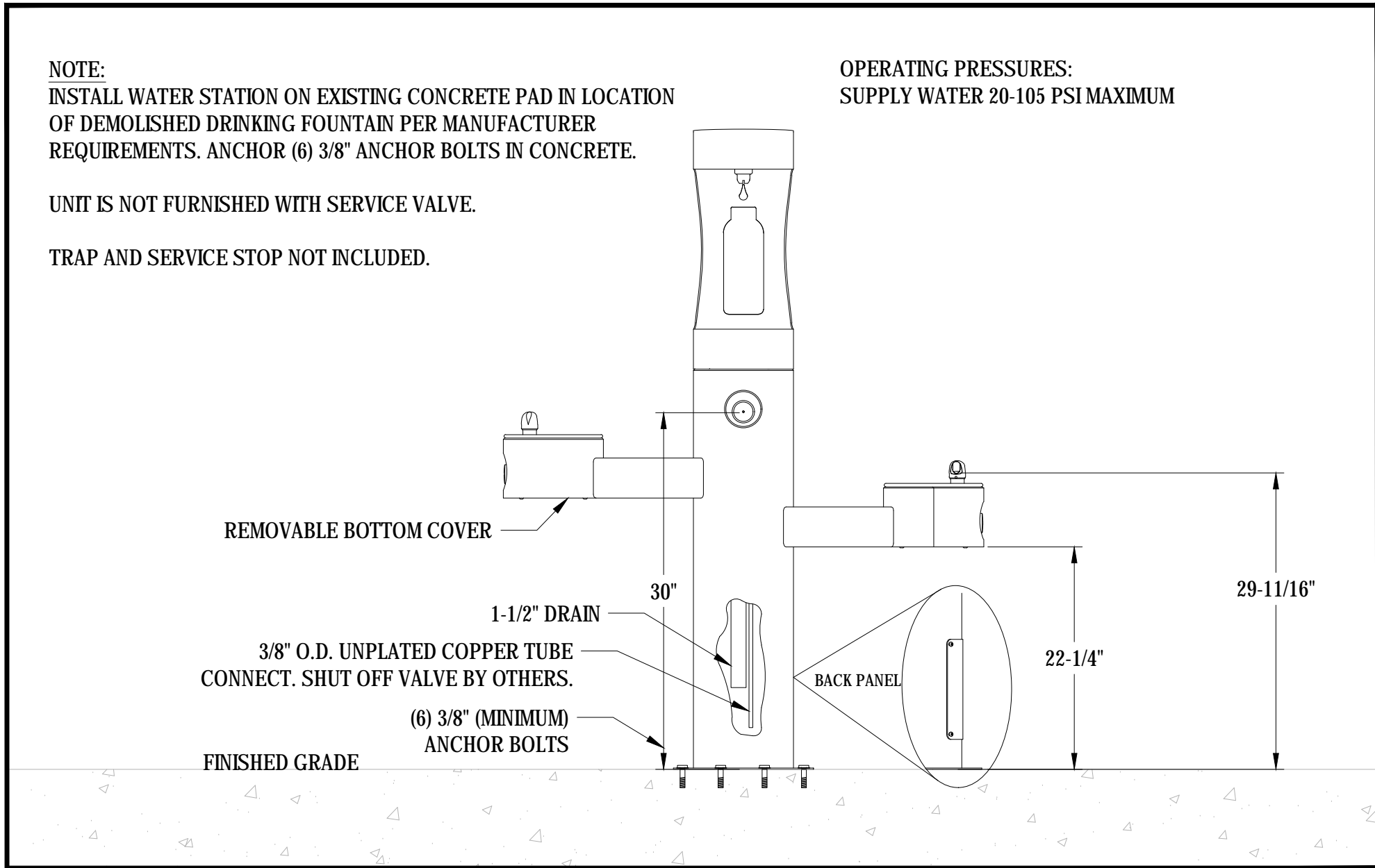
DETAILS

DWG. NO.

TF-05



This plan document set is the sole property of Lloyd Consulting Group, LLC. No alterations to these plans, other than adding "as-built" information, are allowed by anyone other than authorized Lloyd Consulting Group, LLC employees.



01	DRINKING FOUNTAIN FILLING STATION
	SCALE: NTS

02	DECOMPOSED GRANITE SURFACING
	SCALE: NTS

03	TURF NAILER SHIM
	SCALE: NTS



REV.		
1	ADDENDA 1	8/31/2018
2	ADDENDA 2	9/13/2018

JAMES LICK HIGH SCHOOL  
TRACK & FIELD RESURFACING  
57 N. White Road  
San Jose, CA

SCALE:	N.T.S.
DESIGNED:	BTL
DATE:	8/31/2018
DRAWN:	—
PROJ.	18-120
APPROVED:	

DETAILS

DWG. NO.

TF-06